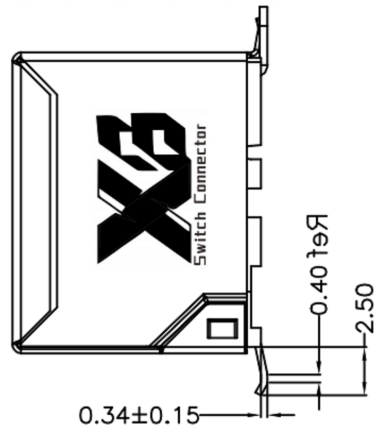
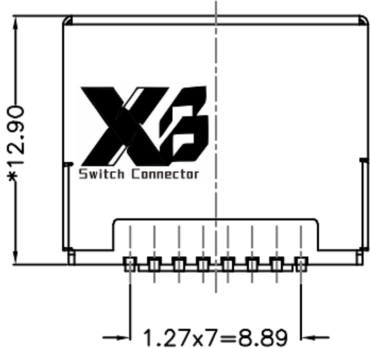
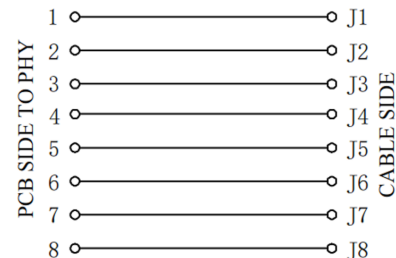
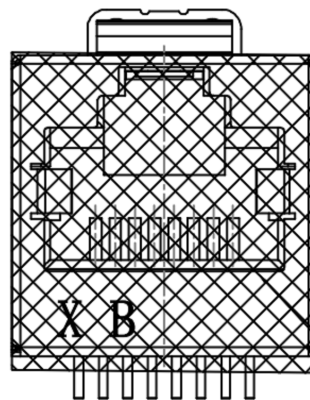


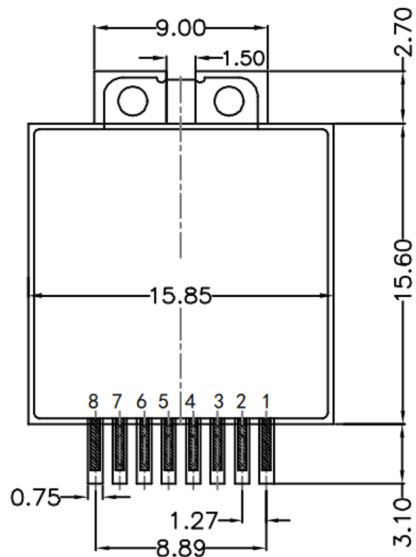
FRONT VIEW



RIGHT SIDE VIEW



BACK VIEW



RECOMMENDED PCB LAYOUT
VIEWED FROM COMPONENT SIDE

MATERIAL:

HOUSING: PA9T,UL94V-0,BLACK.
TERMINAL: PHOSPHOR BRONZE T=0.35MM,
6U" GOLD PLATING ON CONTACT AREA.
SHIELD: C2680,T=0.20MM,20 MIN NICKEL PLATING
ON ALL AREA.

MACHANICAL:

DURABILITY: 750 CYCLES MIN,12.5MM/MINUTE.
INSERTION FORCE: 2.2KG.F MAX.
RETENTION STRENGTH : 7.7KG.F BETWEEN JACK AND PLUG.
OPERATING TEMPERATURE: -40°C~+85°C.
STORAGE TEMPERATURE: -40°C~+85°C.
ALL CRITICAL DIMENSIONS WITH "**"

ELECTRICAL:

VOLTAGE: 125 VOLTS AC.
CURRENT RATING : 1.5AMP.
DIELECTRIC STRENGTH: 1000 VAC RMS 50HZ OR 60HZ,1MIN.
INSULATION RESISTANCE: 500 MEGA OHMS MIN. INITIAL
AFTER 500V DC FOR 1 MINUTE.
CONTACT RESISTANCE: SINGLE TERMINAL 30 MILLIOHMS MAX.
INITIAL 50 MILLIOHMS MAX. AFTER
DURABILITY TEST.

REVISIONS	DATE	REVISED	APPROVED	UNSPECIFIED TOLERANCES
www.alpsr.com	www.gdxjdz.com	www.xbswitch.com		



DSND	SCALE: N/A	MODEL TYPE: RJ
DWN	VIEW:	PART NO.: XB-RJ-45001-SMT
CHKD	UNIT: mm/in	DWG NO.:
APPD	SIZE: A4	WEIGHT
		SHEET 1/1
		REVISION A0

DONG GUAN XI BANG ELECTRONIC CO., LTD