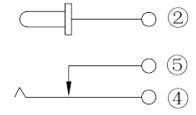
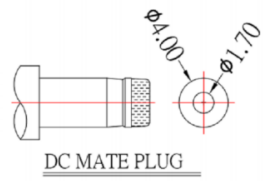
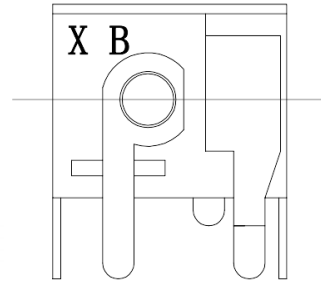
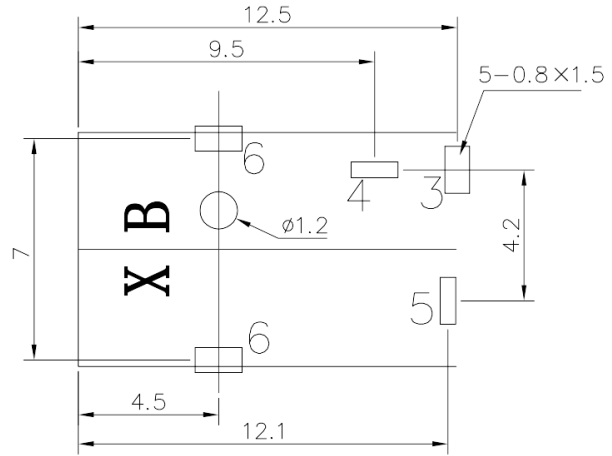


SCHEMATIC



SPECIFICATION

1. Rating : DC 12V 30V, 1.0A 3.0A
2. Contact resistance : $\leq 30m\Omega$
3. Insulation resistance : $\geq 100M\Omega$
4. Withstand voltage : 500VAC
5. Insertion and extraction force : 3-20N
6. life test : 5,000 cycles



SCHEMATIC	
CENTER PIN	φ1.65mm

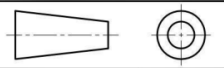
T:1.6 Dimensions of PC board holes
Tolerance : ± 0.1 (Printed-sided view)

序号	零件图代号	名称	数量	材料	镀层/颜色	备注
6	XB-DC-0030X-06	盖脚	1PCS	T0.30磷铜	镀银	环保
5	XB-DC-0030X-05	挡板	1PCS	T0.30磷铜	镀银	环保
4	XB-DC-0030X-04	弹片	1PCS	T0.30磷铜	镀银	环保
3	XB-DC-0030X-03	弯片	1PCS	T0.30磷铜	镀银	环保
2	XB-DC-0030X-02	圆针	1PCS	H59黄铜	镀锡	环保
1	XB-DC-0030X-01	基座	1PCS	PBT (BLACK)	黑色	环保



东莞市溪榜电子有限公司
DONG GUAN XI BANG ELECTRONICS CO., LTD

TITLE : XB DC Power Jack
MODEL XB-DC-0030-X



UNIT : MM	DWN.	ZENQ. CHEN	DATE		TOLERANCE $\leq 1.5mm \pm 0.1$ $> 1.5mm \pm 0.2$ $\geq 10.0mm \pm 0.3$	ANGLE TOL $\pm 2^\circ$
SCALE : 3 : 1	CHK'D	DONG. PANG	DATE			
VERSION 01	APPD.	FEL. LONG. HE	DATE			

NO.	PART NAME	MATERIAL	QTY.	FINISHING
6	PIN	BRASS	1	Ni PLATED
5	TERMINAL	BRASS STRIP t=0.3	1	Ag PLATED
4	SPRING TERMINAL C	PBS STRIP t=0.25	1	Ag PLATED
3	TERMINAL B	BRASS STRIP t=0.3	1	Ag PLATED
2	TERMINAL A	BRASS STRIP t=0.3	1	Ag PLATED
1	HOUSING	PBT UL94-V0	1	BLACK
NO.	PART NAME	MATERIAL	QTY.	FINISHING