

IPX7



鍍層厚度:

| |
|------------|
| Blank: 1u" |
| 2: 15u" |
| 3: 30u" |

SPECIFICATIONS

Electrical:

1. Rating: 5.0A (V BUS&GND), 0.25A (Other Pin)
2. Voltage rating: 12V 24V AC
3. Contact Resistance: 40 mΩ Max
4. Insulation Resistance: 100 MΩ Min
5. Dielectric Withstanding Voltage: 100V AC
6. Operating temperature: -40° C ~ +85° C
7. Waterproof grade: IP-X7
8. Durability cycle: 10,000 cycles

Mechanical:

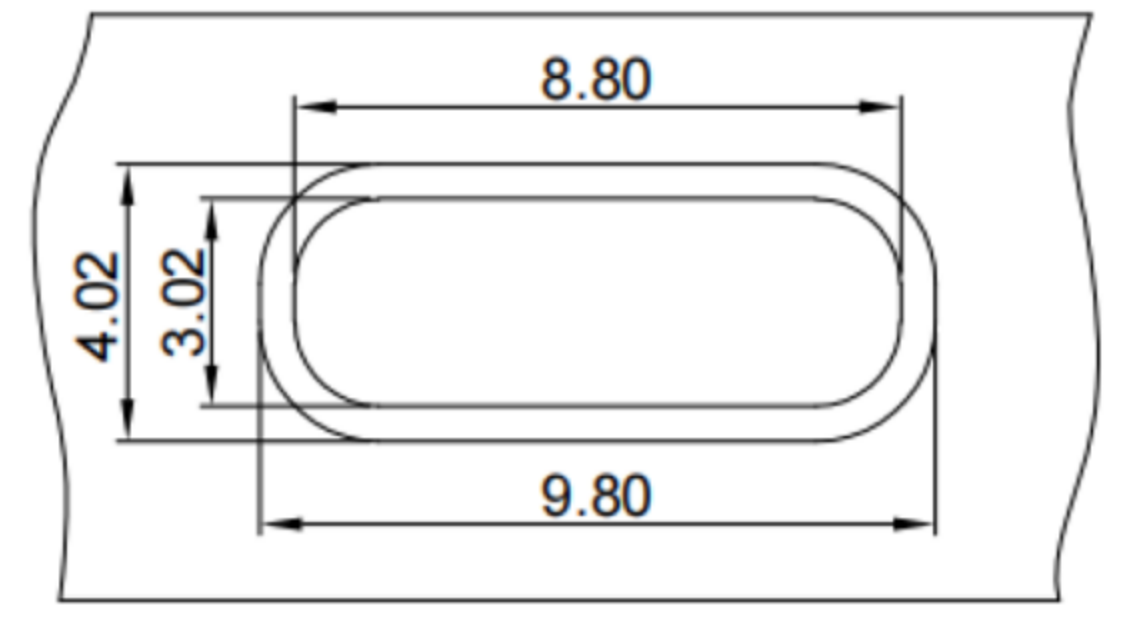
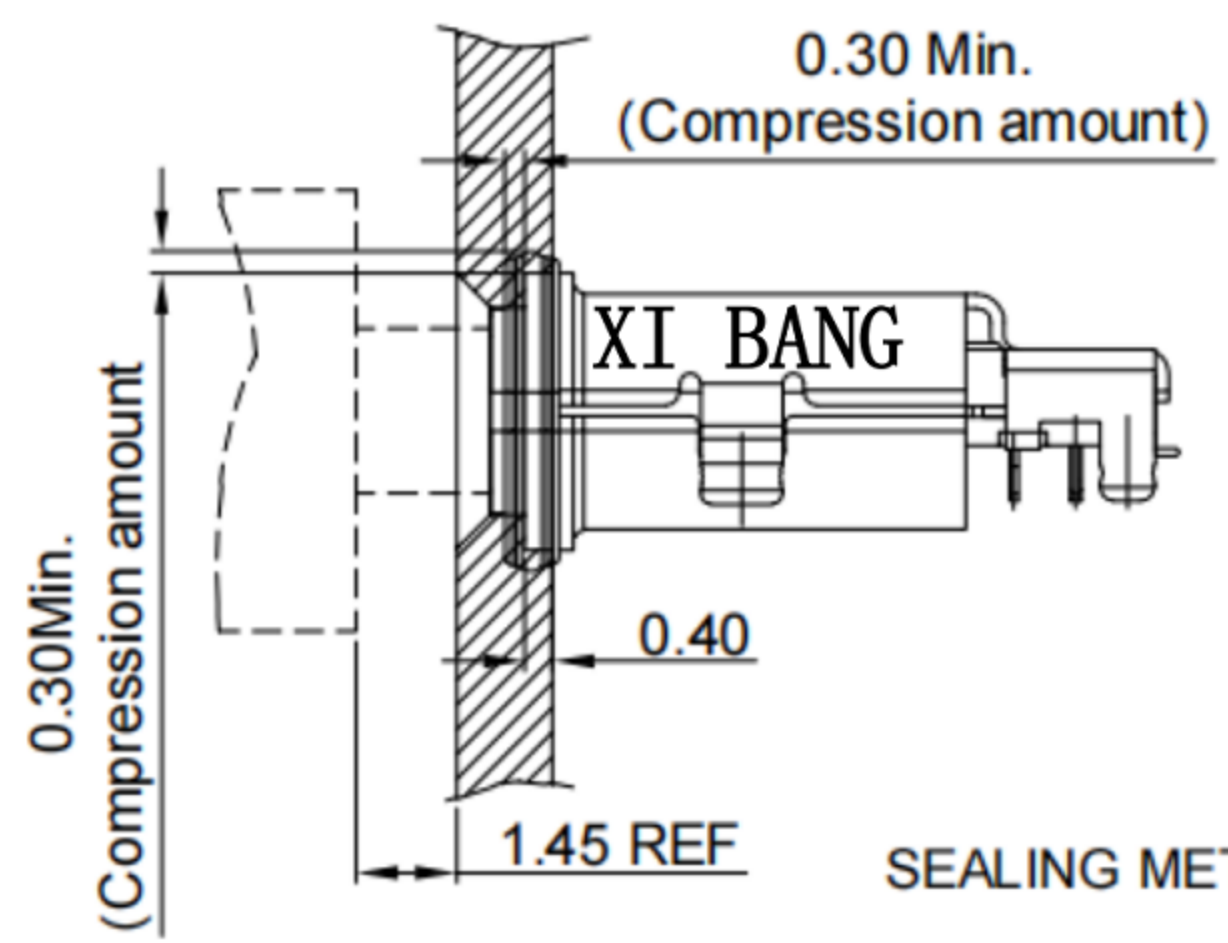
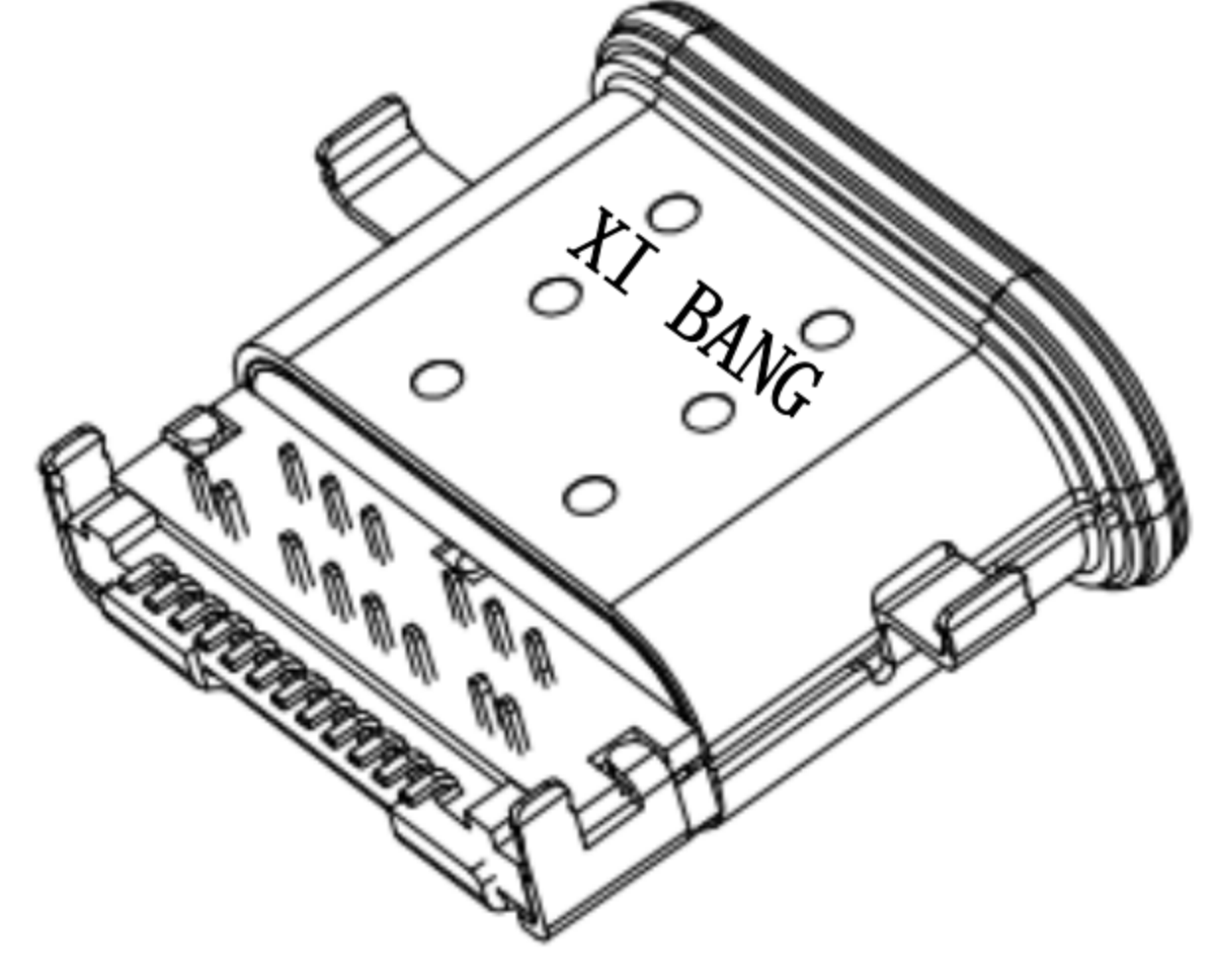
1. Connector Mate and Unmate Force
 - 1.1 Mate force: 5~20 N.
 - 1.2 Unmate force: 8~20 N

Material:

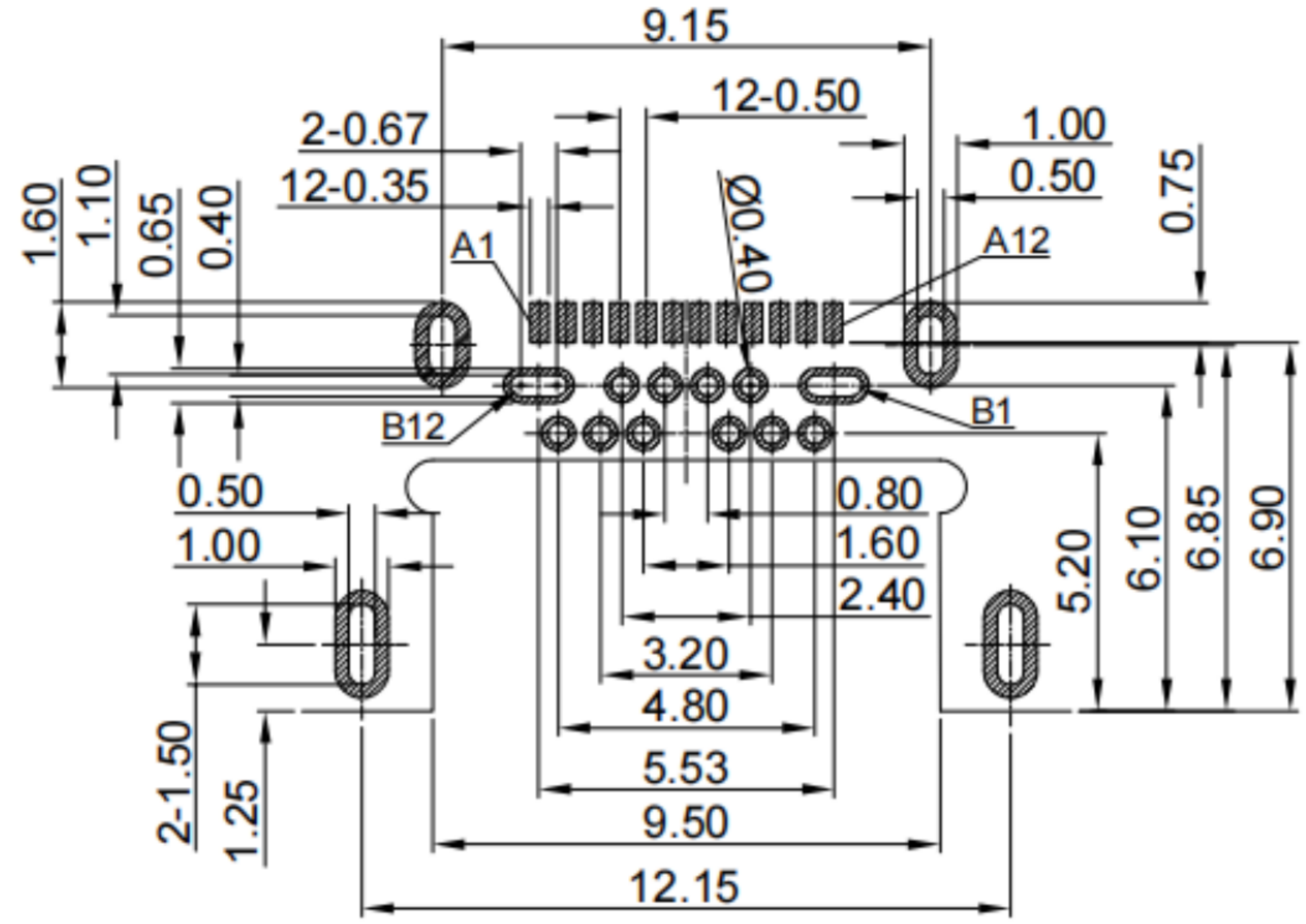
1. Housing: LCP
2. Contact: C18400
3. Shell: SUS
4. O-ring: Silicone

Finish:

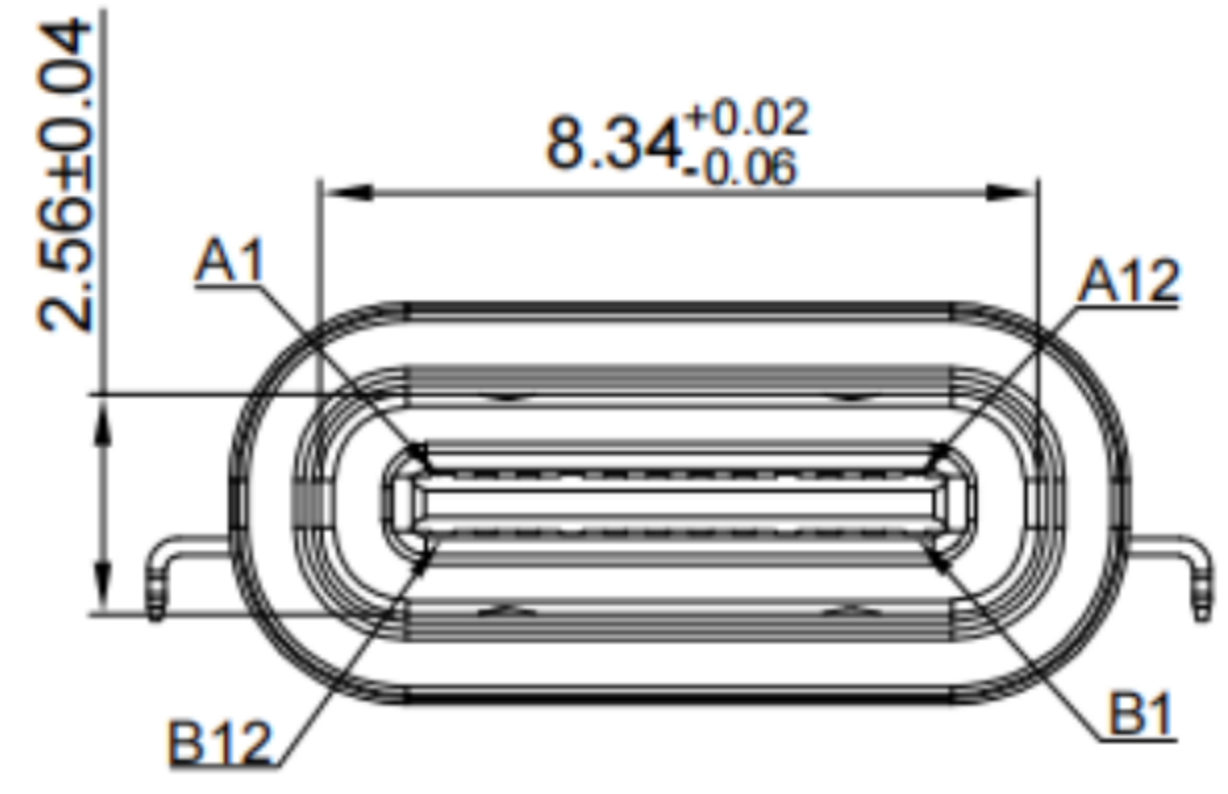
1. Contact: Plated Gold in Mating Area ; Tin Plated on Solder Balls ; Nickel under plated overall
2. Shell: Nickel under Plated surface layer



SEALING METHOD(FOR REFERENCE ONLY)



RECOMMENDED PCB LAYOUT
TOLERANCE: ±0.05



| | | | | | | | | | | | |
|-------|--------|--------|-------|--------|--------|--------|--------|-------|--------|--------|-------|
| A1 | A2 | A3 | A4 | A5 | A6 | A7 | A8 | A9 | A10 | A11 | A12 |
| GND | TX1+ | TX1- | VBUS | CC1 | D+ | D- | SBU1 | VBUS | RX2- | RX2+ | GND |
| First | Second | Second | First | Second | Second | Second | Second | First | Second | Second | First |
| B12 | B11 | B10 | B9 | B8 | B7 | B6 | B5 | B4 | B3 | B2 | B1 |
| GND | RX1+ | RX1- | VBUS | SBU2 | D- | D+ | CC2 | VBUS | TX2- | TX2+ | GND |
| First | Second | Second | First | Second | Second | Second | Second | First | Second | Second | First |

东莞市溪榜电子有限公司
DONG GUAN XI BANG ELECTRONICS CO., LTD.

TOLERANCE UNLESS OTHERWISE STATED:

| | |
|---------------|-------|
| Up to 5 | ±0.2 |
| Above 5 ~ 15 | ±0.3 |
| Above 15 ~ 30 | ±0.4 |
| Above 30 ~ 50 | ±0.5 |
| Angle | ±0.3° |

3RD. ANGEL'S UNITS MM

DRAWN BY: Jack Lu DATE: 03/10/22
CHECKED BY: Jacky Chen DATE: 03/10/22
APPROVED BY: Tony Kao DATE: 03/10/22

| | | |
|------------------|----------|--|
| MAT'L | TITLE | CONNECTOR |
| FINISH | MODLE | Horizontal Type-c 24P Female Sink1.06 SMT CH=0.65 L=9.65mm |
| SCALE: 1:1 | DWG NO. | XB-USB-C-2409-FS |
| SHEET NO. 1 of 1 | PART NO. | |

| | | | |
|----------|-------------|-------|--------|
| 1 | 更新圖面 | Jack | 031022 |
| ITEM NO. | DESCRIPTION | DRAWN | DATE |