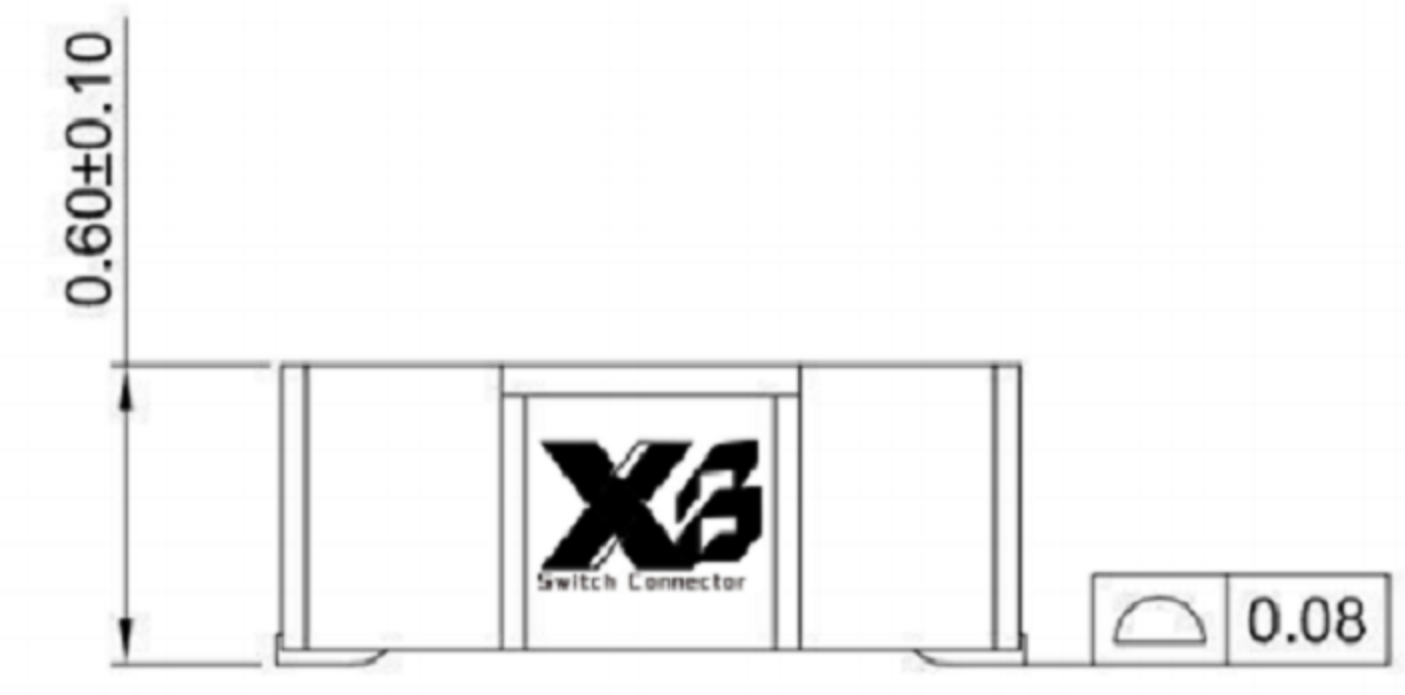
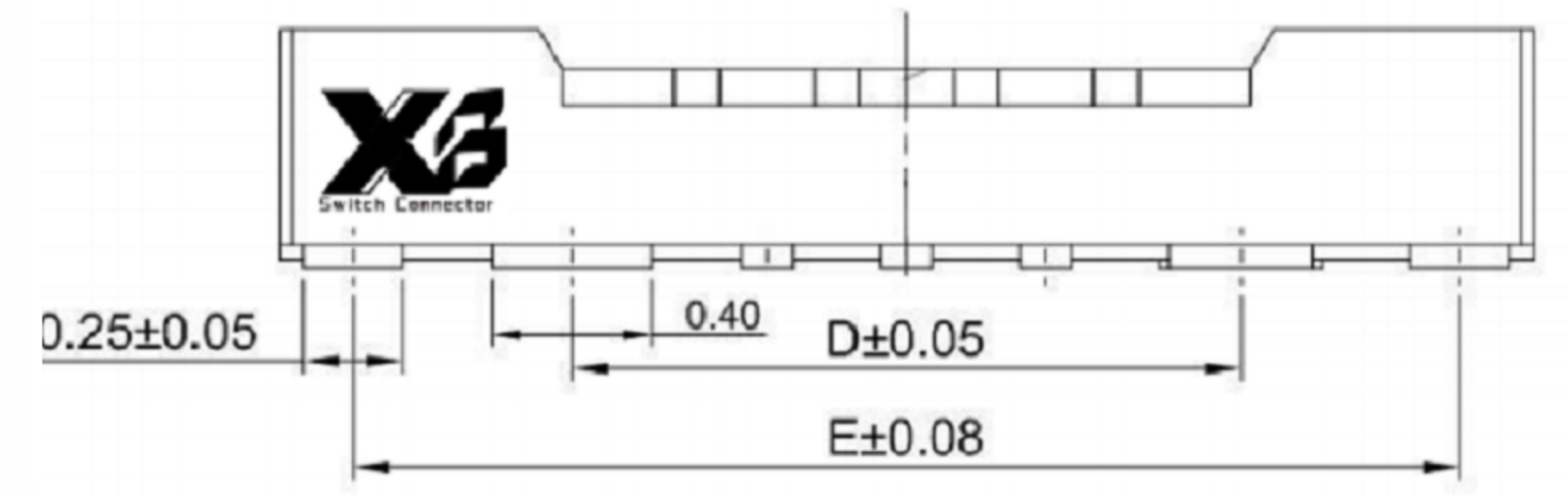
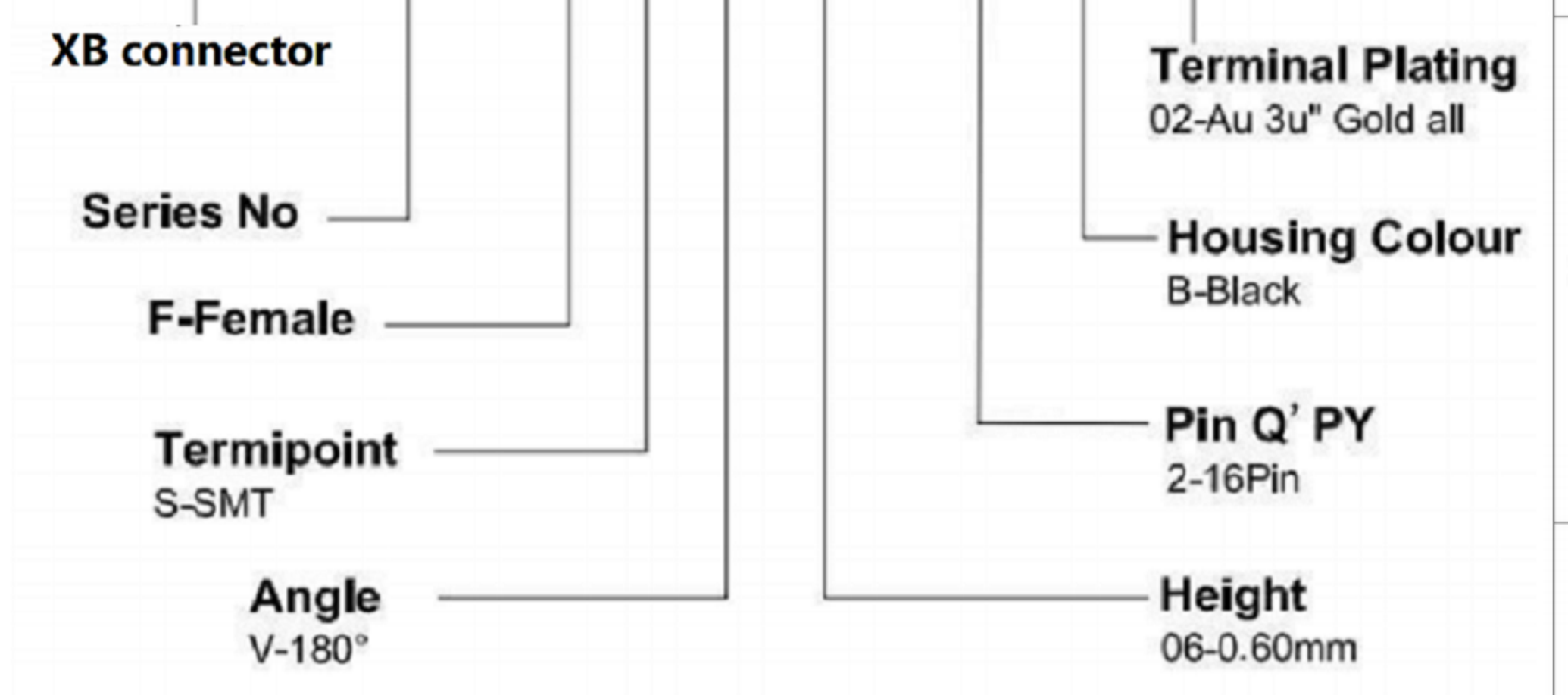
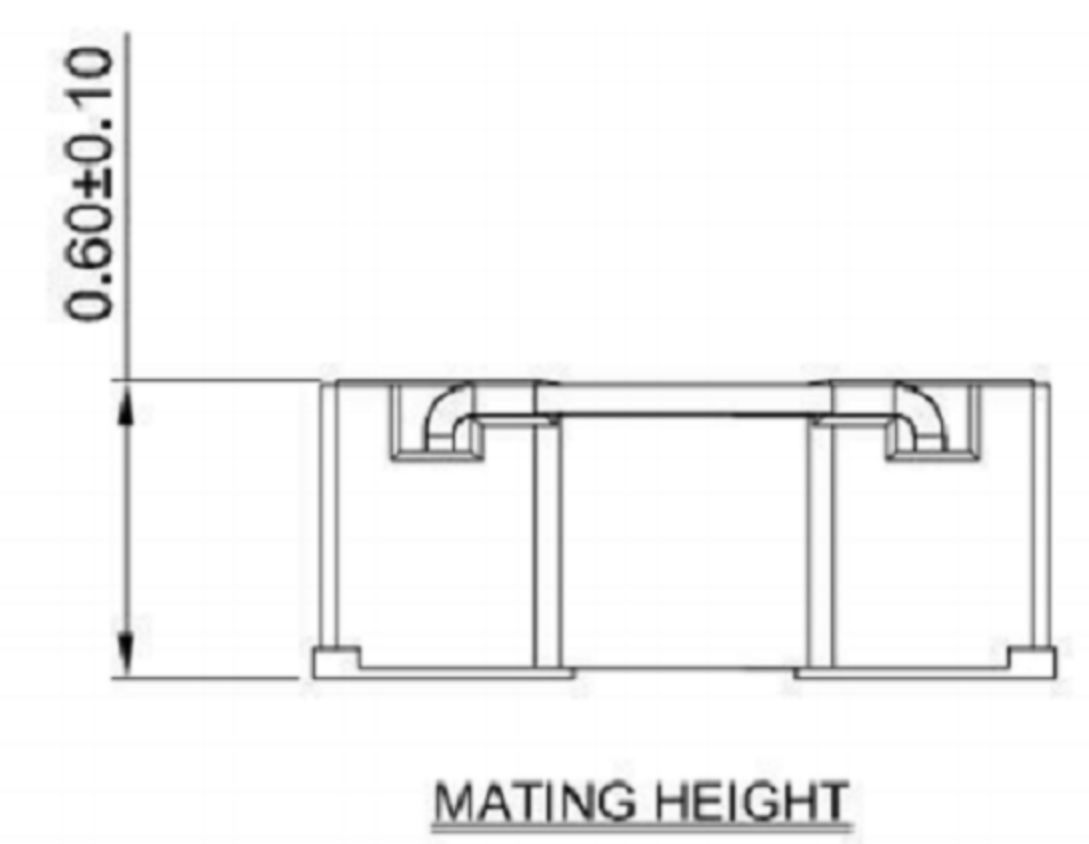
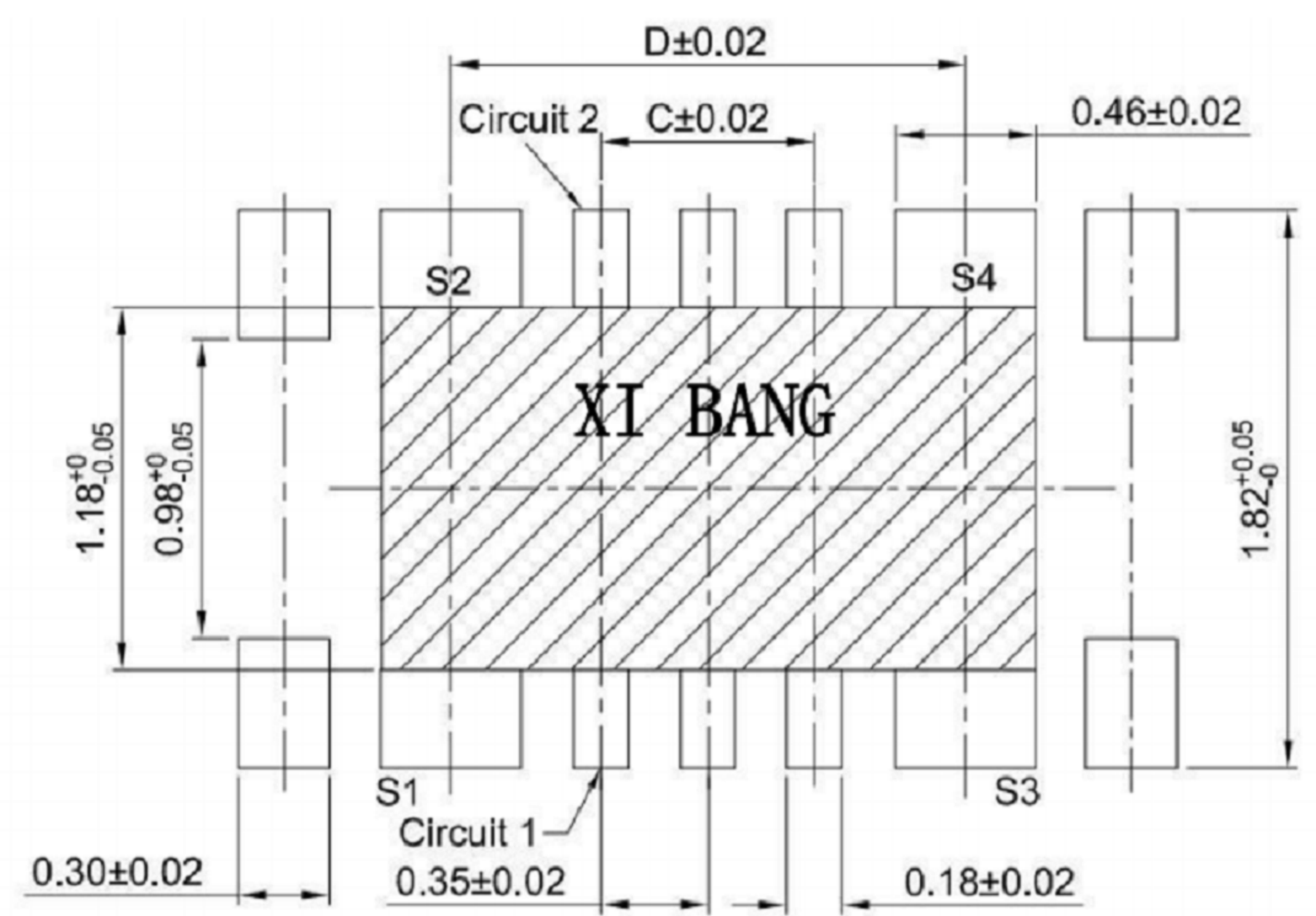


XB- 0353 F S V 06 -XX X XX 01



XB connector Specification:

1. Current rated: 0.3A AC/DC
2. Voltage rating: 30V AC/DC
3. Withstanding voltage: 250V AC for 1 min
4. Contact resistance: 70mΩ max. (Signal pin)
Contact resistance: 20mΩ Max. (Power pin)
5. Insulation resistance: 100MΩ min
6. Durability cycle: 30 Cycles
7. Removal force: 0.015kgf/Pin min
8. Operating temperature range: -40°C ~ +85°C



RECOMMENDED PCB LAYOUT
TOLERANCE: ±0.05

Circuit	Dimensions(mm)					Circuit	Dimensions(mm)				
	A	B	C	D	E		A	B	C	D	E
02	2.46	0.74	---	0.98	2.08	10	3.86	2.14	1.40	2.38	3.48
04	2.81	1.09	0.35	1.33	2.43	12	4.21	2.49	1.75	2.73	3.83
06	3.16	1.44	0.70	1.68	2.78	14	4.56	2.84	2.10	3.08	4.18
08	3.51	1.79	1.05	2.03	3.13	16	4.91	3.19	2.45	3.43	4.53

XB 东莞市溪榜电子有限公司
DONG GUAN XI BANG ELECTRONICS CO., LTD.
Switch Connector

TOLERANCE UNLESS OTHERWISE STATED:
Up to 5 ±0.2
Above 5 ~ 15 ±0.3
Above 15 ~ 30 ±0.4
Above 30 ~ 50 ±0.5
Angle ±0.3°

3RD. ANGEL'S

UNITS MM

DRAWN BY: Jack Lu
DATE: 03/10/22
CHECKED BY: Jacky Chen
DATE: 03/10/22
APPROVED BY: Tony Kao
DATE: 03/10/22

MAT'L: CONNECTOR
TITLE: CONNECTOR
FINISH: MODLE
BTB 0.35mm Pitch 180° H0.60mm SMT Type Female Connector
SCALE: 1:1
DWG NO.: XB-0353FSV06
SHEET NO.: 1 of 1
PART NO.:

ITEM NO.	DESCRIPTION	DRAWN	DATE
1	更新圖面	Jack	031022