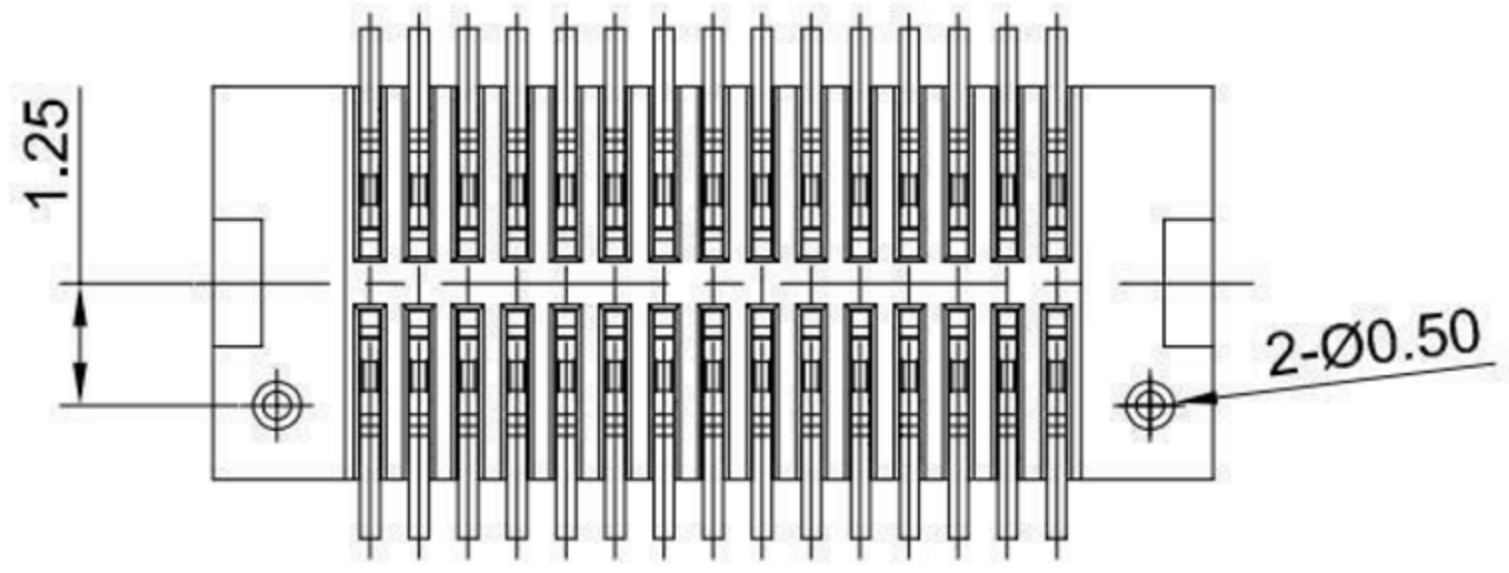
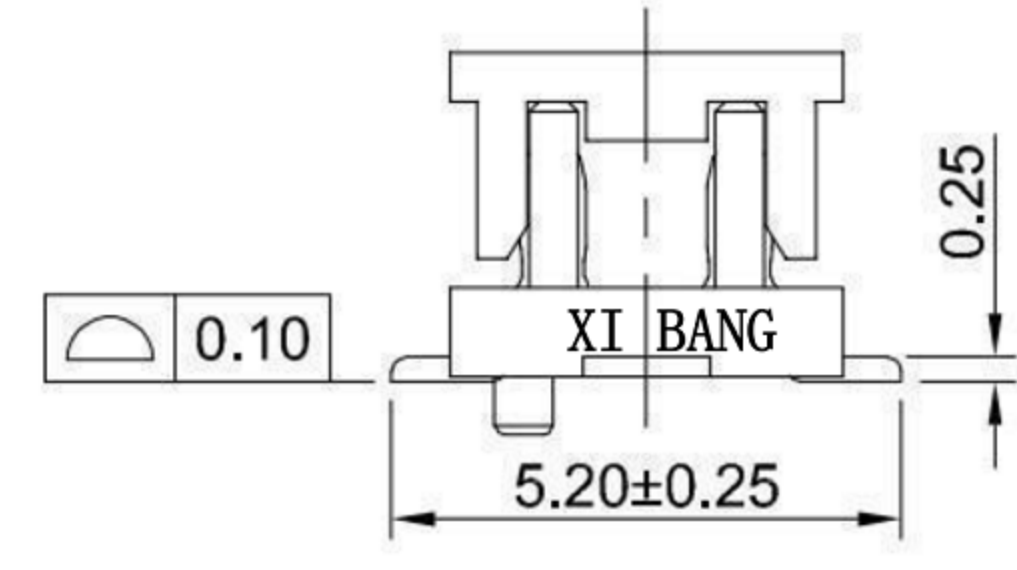
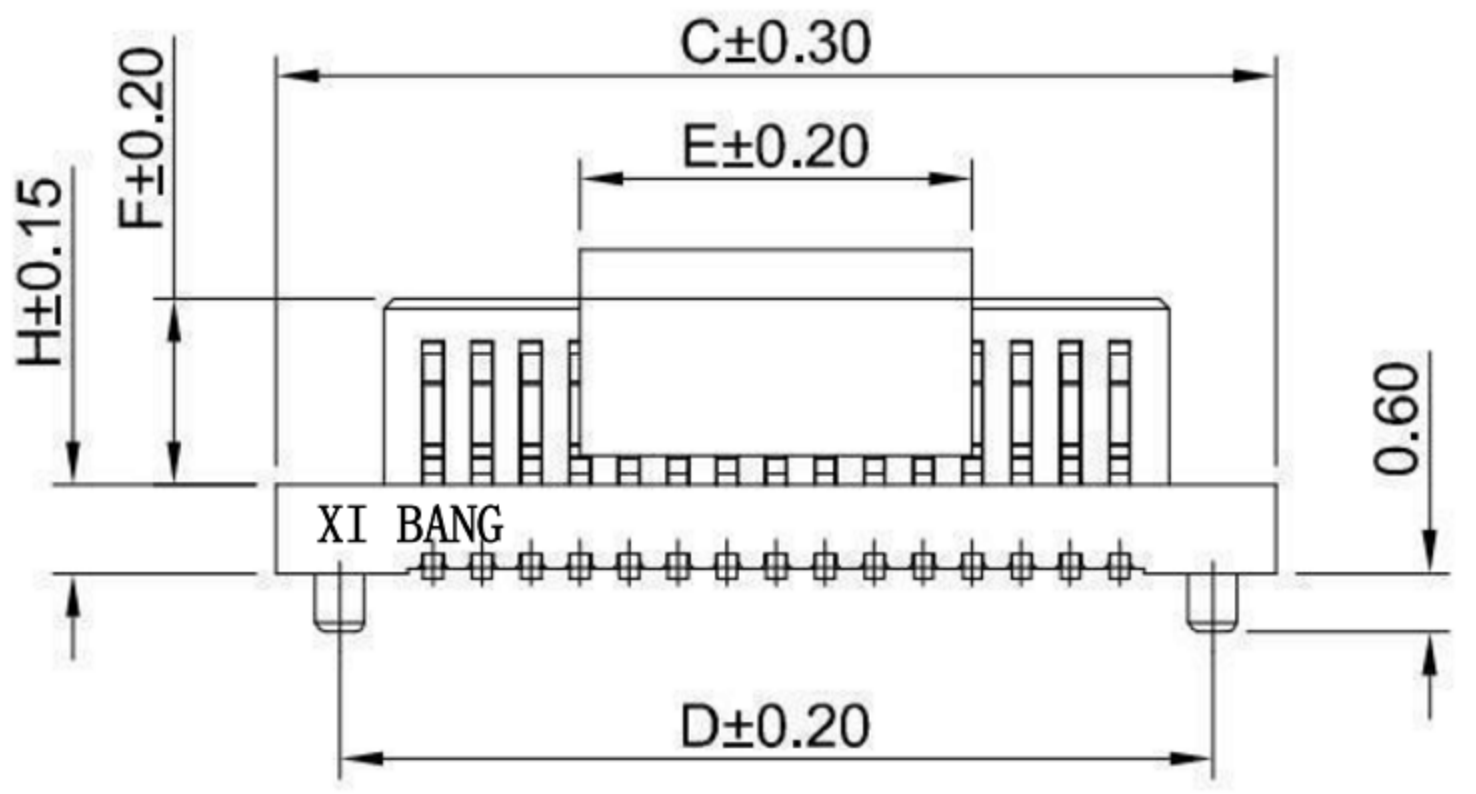
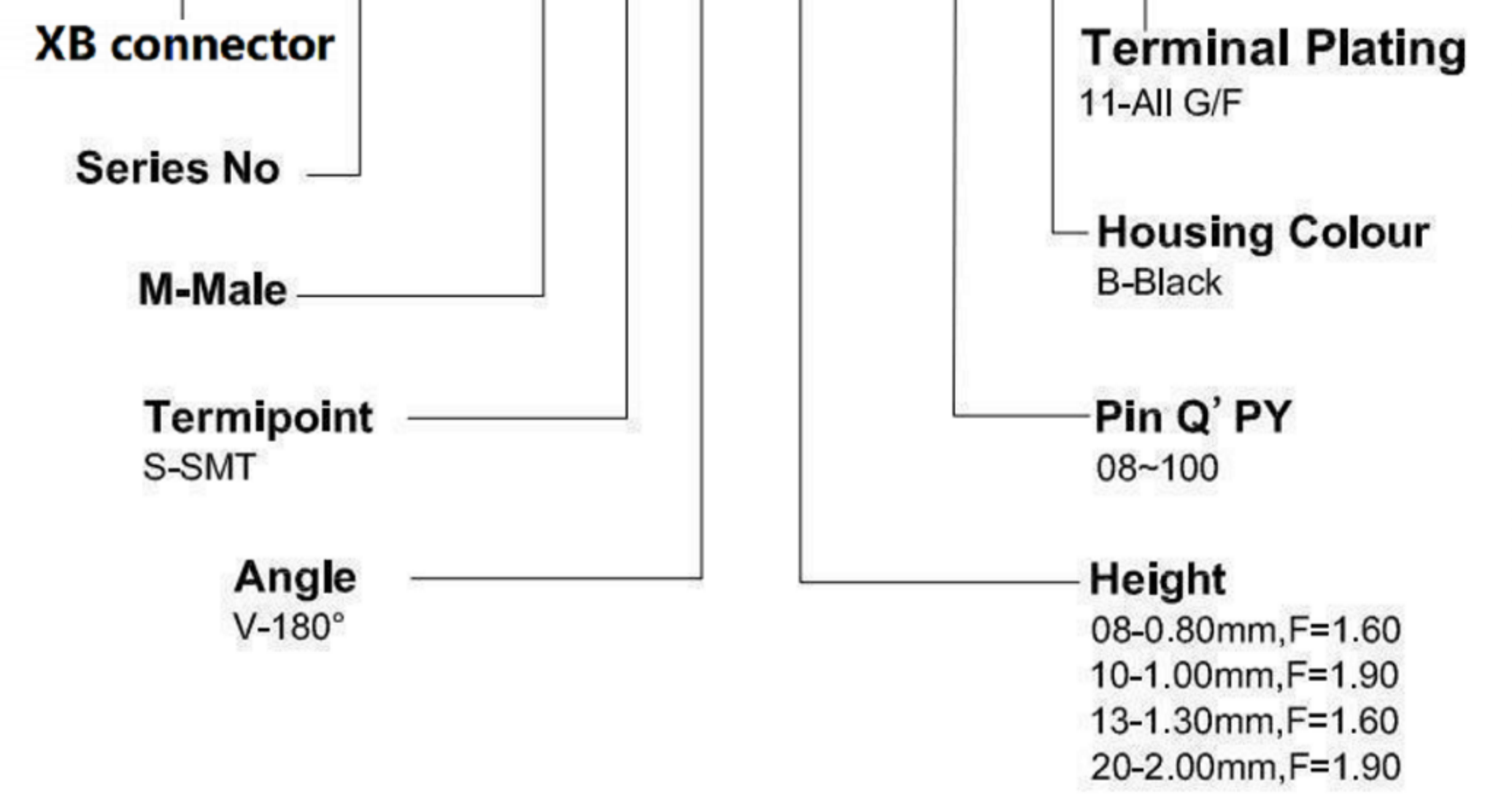


MATING HEIGHT	PLUG (H.mm)	SOCKET (H.mm)
3.0	0.8	2.2
3.5	1.3	2.2
4.0	1.0	3.0
4.5	1.0	3.5
5.0	1.0	4.0
5.5	1.0	4.5
6.0	2.0	4.0
6.5	2.0	4.5

XB - 0501 M S V XX -XX X XX 01

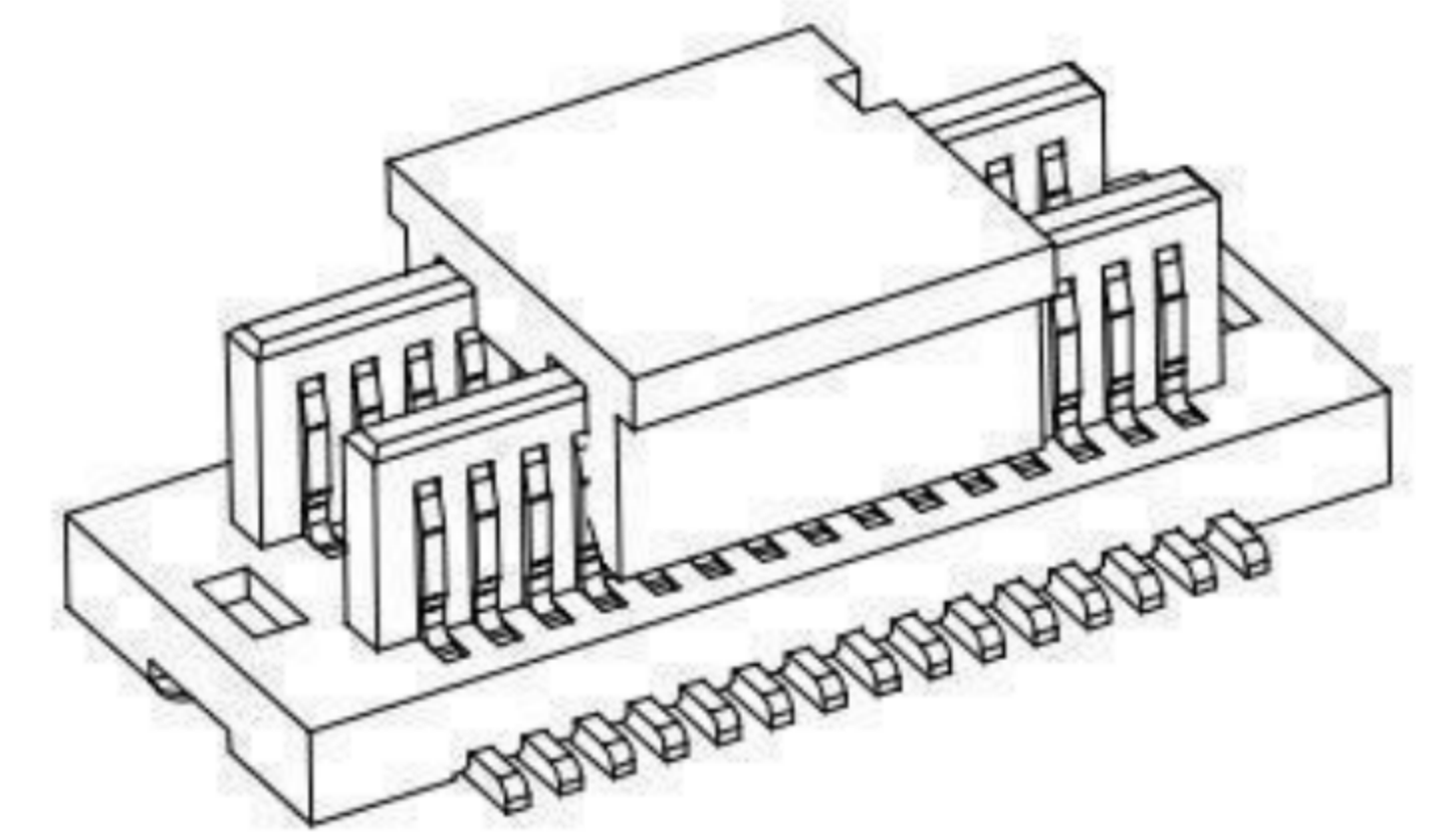
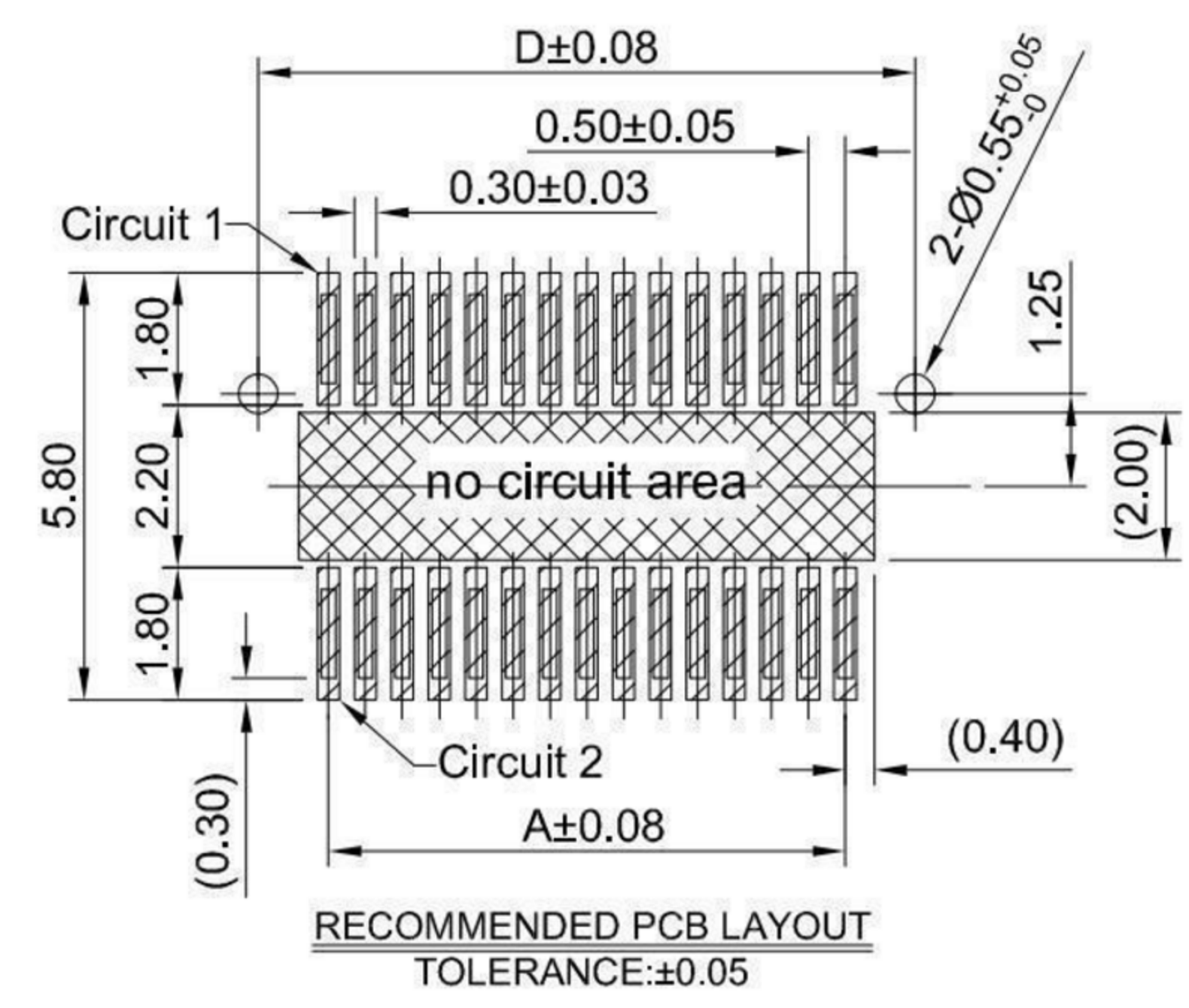


XB connector Specification:

1. Current rated: 0.5A AC/DC
2. Voltage rating: 50V AC/DC
3. Withstanding voltage: 500V AC
4. Contact resistance: 40mΩ Max.
5. Insulation resistance: 800MΩ min
6. Durability cycle: 30 Cycles
7. Removal force: 0.03kgf/Pin min
8. Operating temperature range: -45°C ~ +105°C

Ordering Information:

Circuit	Dimensions(mm)					Circuit	Dimensions(mm)				
	A	B	C	D	E		A	B	C	D	E
08	1.50	2.50	4.70	3.40	4.00	40	9.50	10.50	12.70	11.40	8.00
10	2.00	3.00	5.20	3.90		42	10.00	11.00	13.20	11.90	
12	2.50	3.50	5.70	4.40		44	10.50	11.50	13.70	12.40	
14	3.00	4.00	6.20	4.90		46	11.00	12.00	14.20	12.90	
16	3.50	4.50	6.70	5.40		50	12.00	13.00	15.20	13.90	
18	4.00	5.00	7.20	5.90		52	12.50	13.50	15.70	14.40	
20	4.50	5.50	7.70	6.40		54	13.00	14.00	16.20	14.90	
22	5.00	6.00	8.20	6.90		56	13.50	14.50	16.70	15.40	
24	5.50	6.50	8.70	7.40		60	14.50	15.50	17.70	16.40	
26	6.00	7.00	9.20	7.90		66	17.00	16.00	19.20	17.90	
28	6.50	7.50	9.70	8.40		70	18.00	17.00	20.20	18.90	
30	7.00	8.00	10.20	8.90		80	20.50	19.50	22.70	21.40	
32	7.50	8.50	10.70	9.40		90	23.00	22.00	25.20	23.90	
34	8.00	9.00	11.20	9.90		100	25.50	24.50	27.70	26.40	
36	8.50	9.50	11.70	10.40		---	---	---	---	---	



东 莞 市 溪 榜 电 子 有 限 公 司
DONG GUAN XI BANG ELECTRONICS CO., LTD.
 Switch Connector

TOLERANCE UNLESS OTHERWISE STATED:
 Up to 5 ±0.2
 Above 5 ~ 15 ±0.3
 Above 15 ~ 30 ±0.4
 Above 30 ~ 50 ±0.5
 Angle ±0.3°

3RD. ANGEL'S

UNITS MM

DRAWN BY: Jack Lu
 DATE: 03/10/22
 CHECKED BY: Jacky Chen
 DATE: 03/10/22
 APPROVED BY: Tony Kao
 DATE: 03/10/22

MAT'L	TITLE	CONNECTOR
FINISH	MODLE	BTB 0.50 Pitch 180° Dual Rows SMT Type Mate Connector
SCALE	DWG NO.	XB-0501MSVXX-XXXXX01
SHEET NO.	PART NO.	

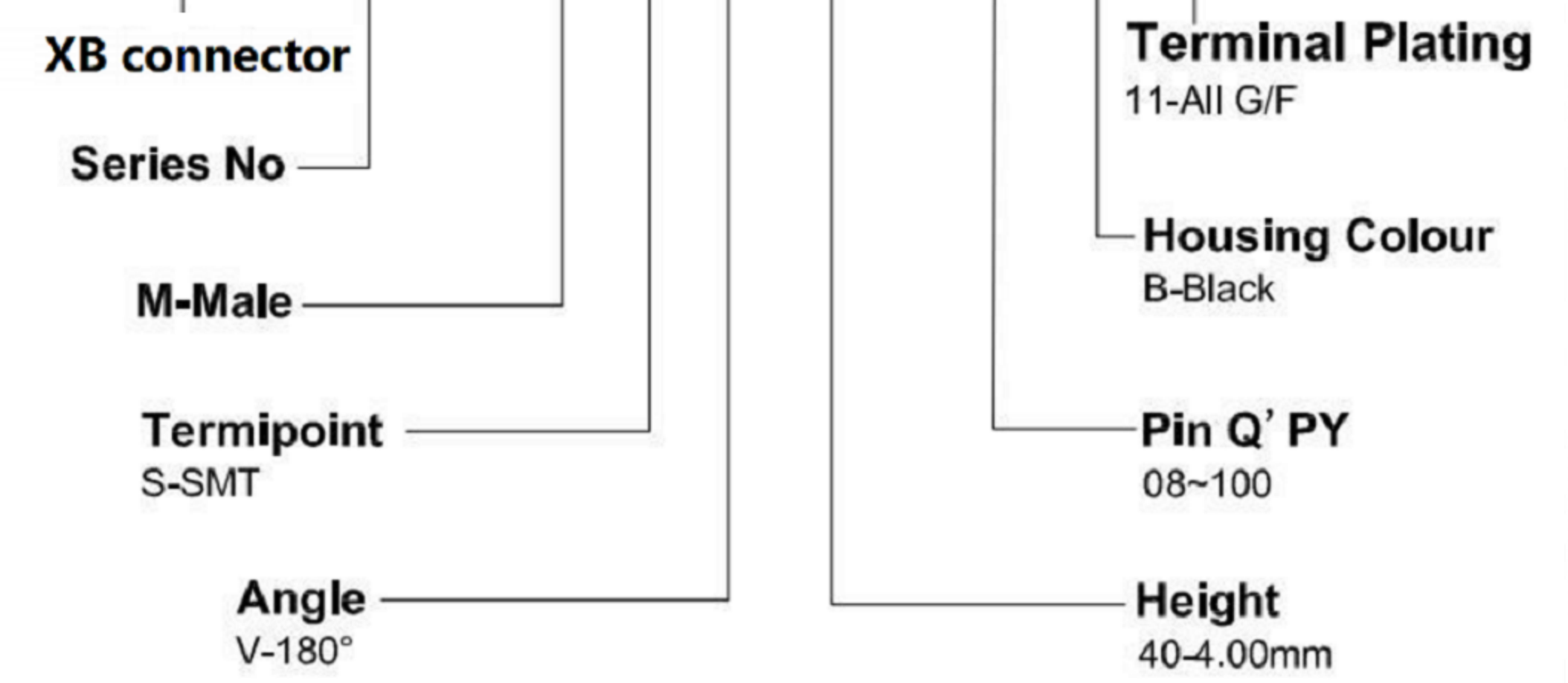
1	更新圖面	Jack	031022
ITEM NO.	DESCRIPTION	DRAWN	DATE

SIZE A4
 VER R1



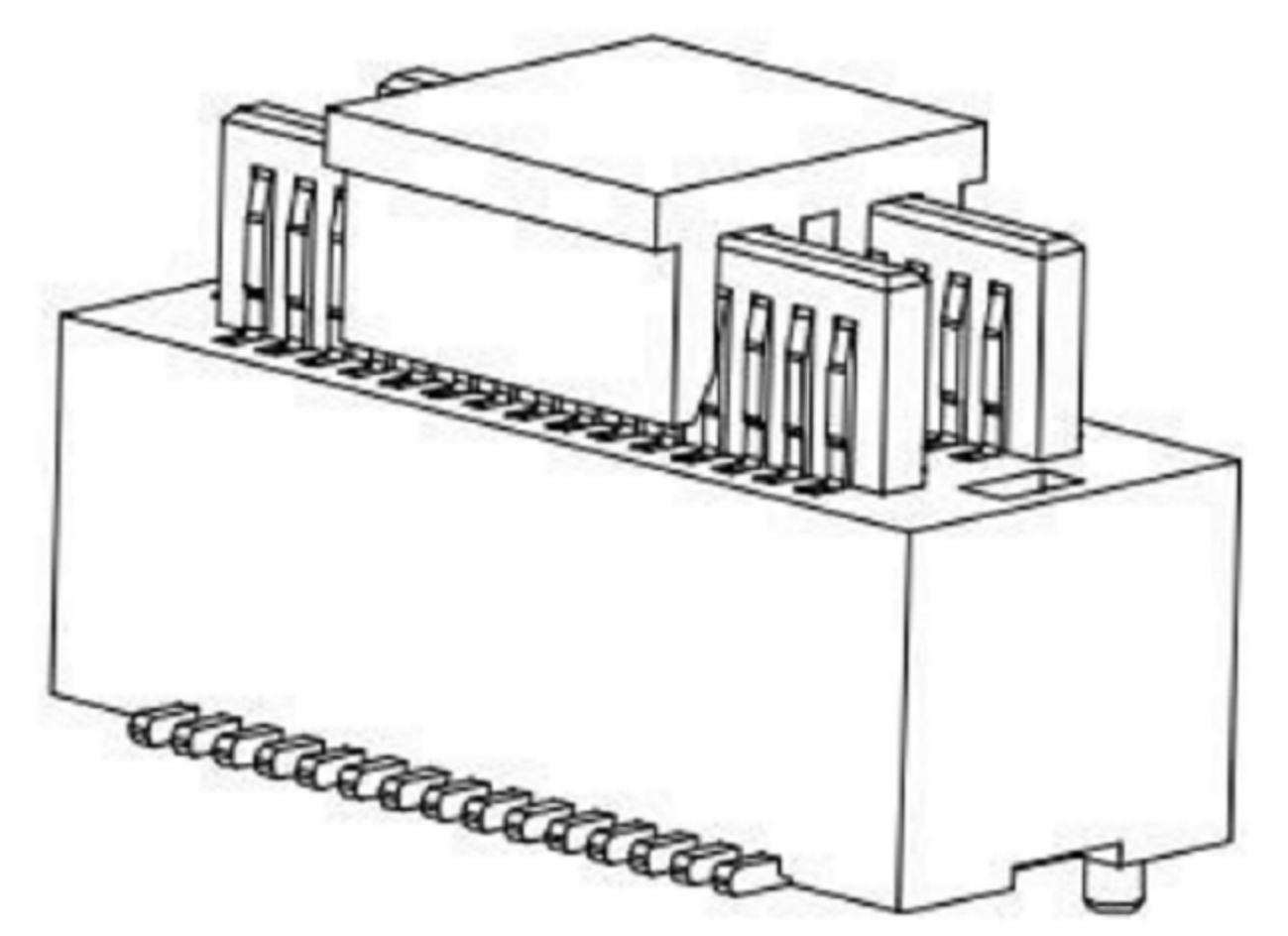
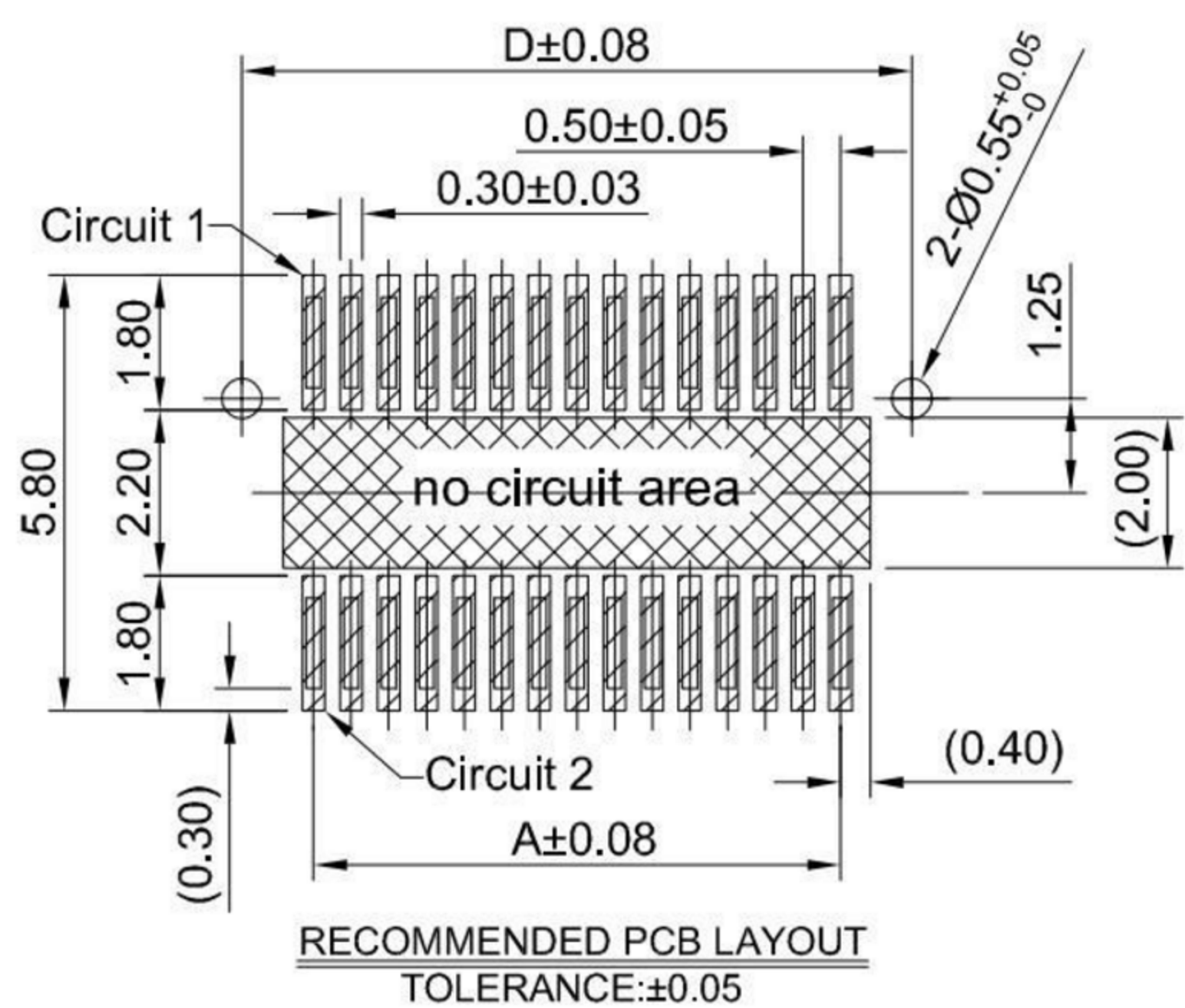
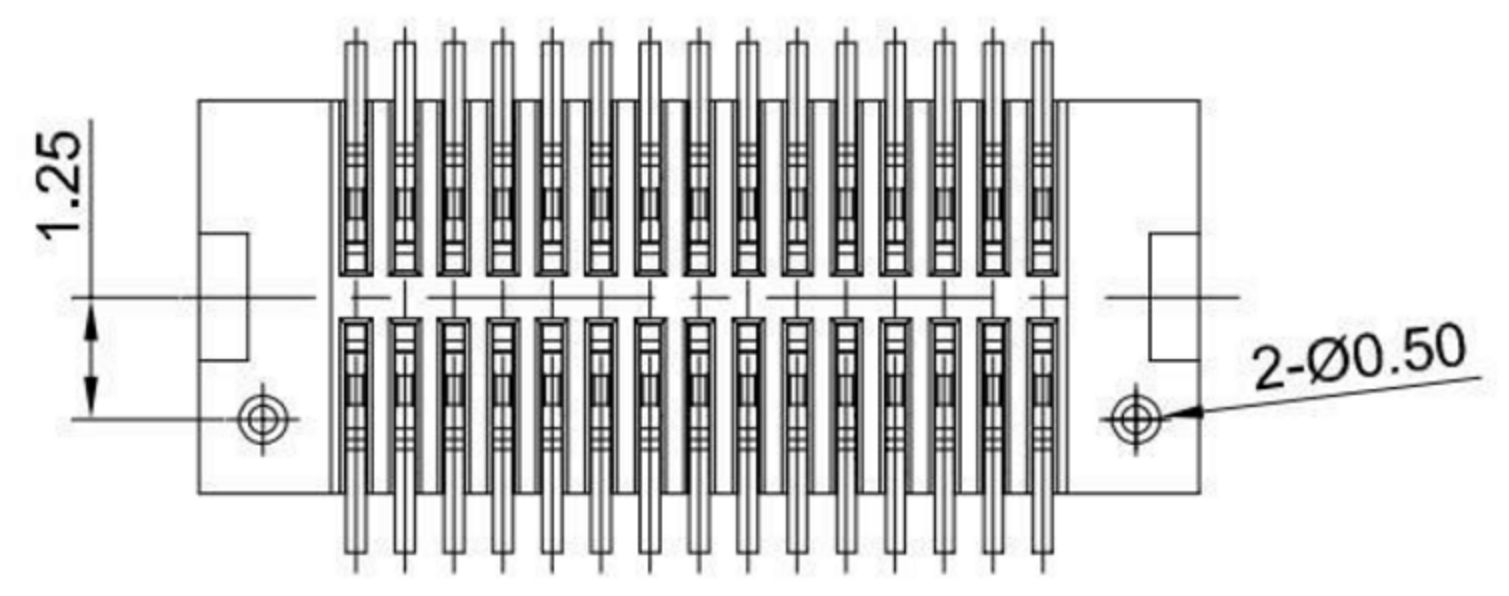
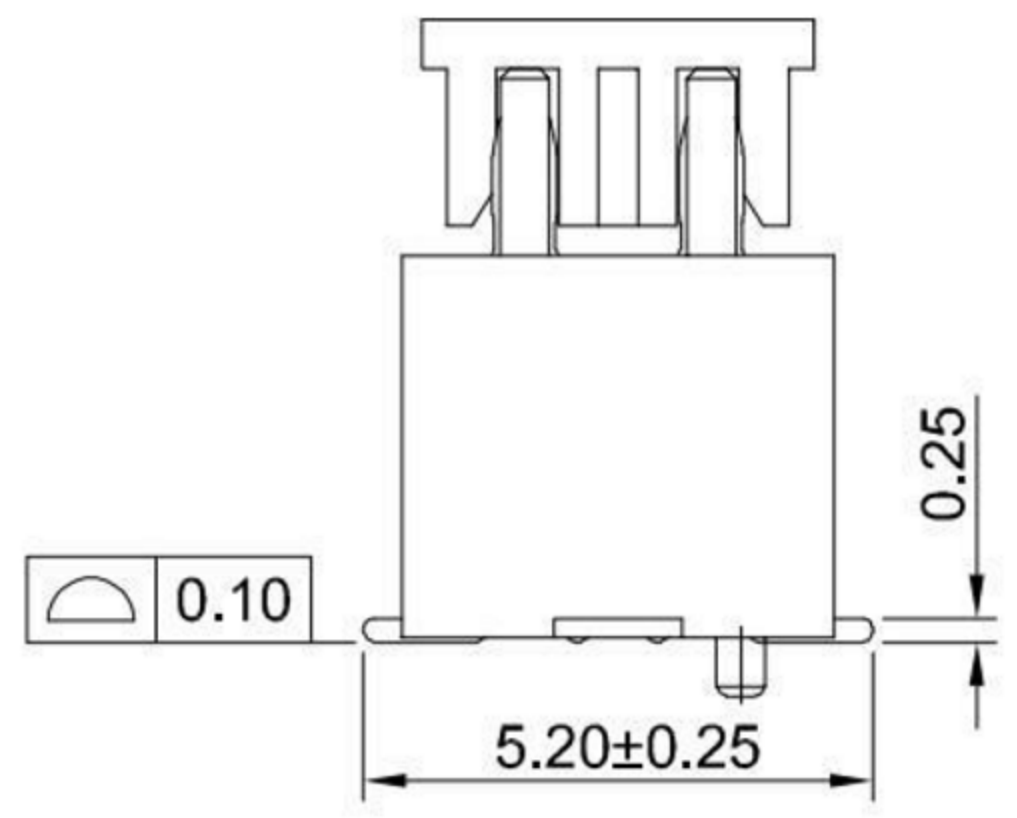
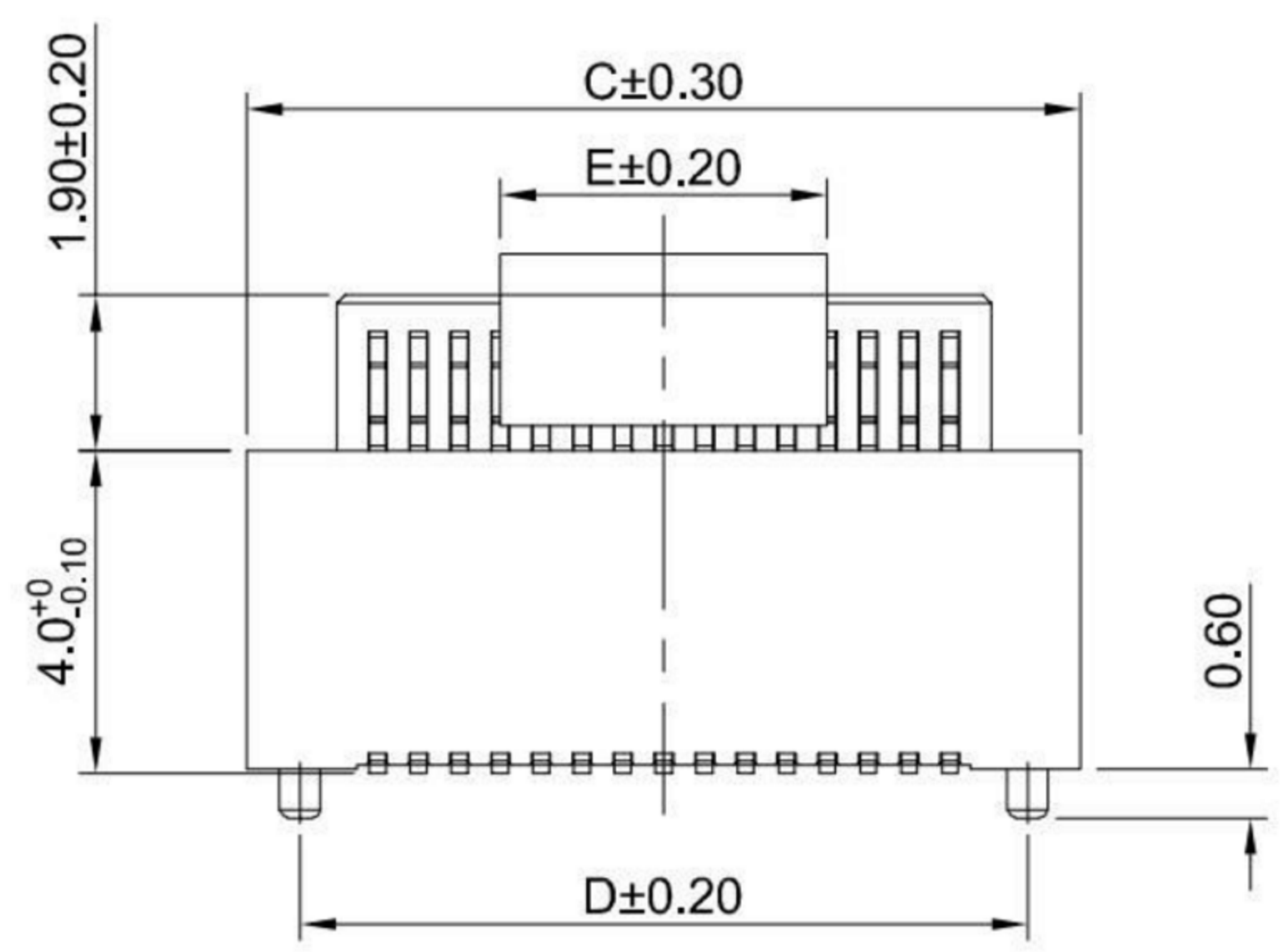
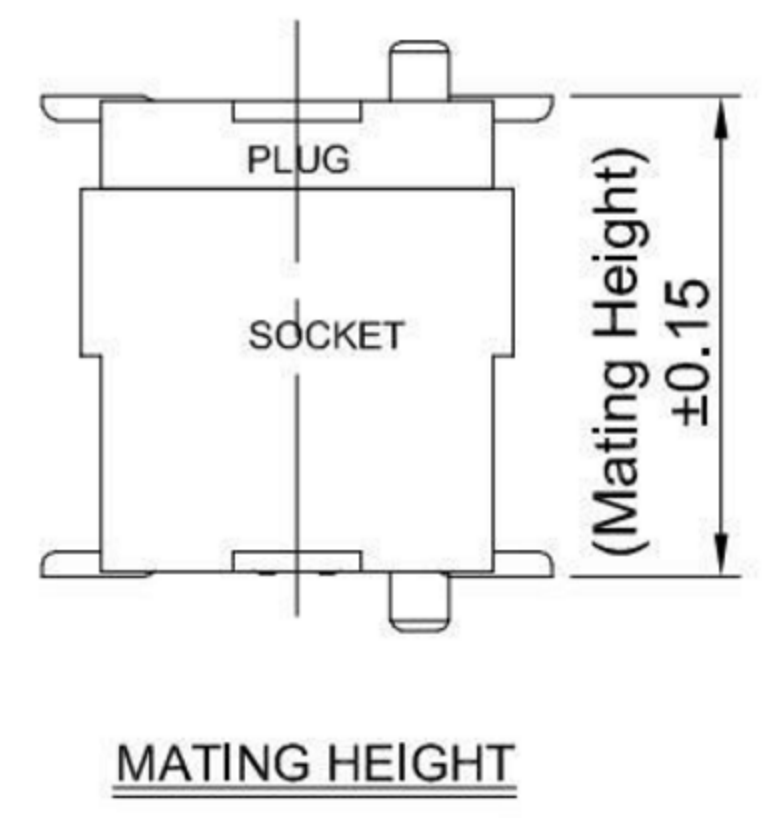
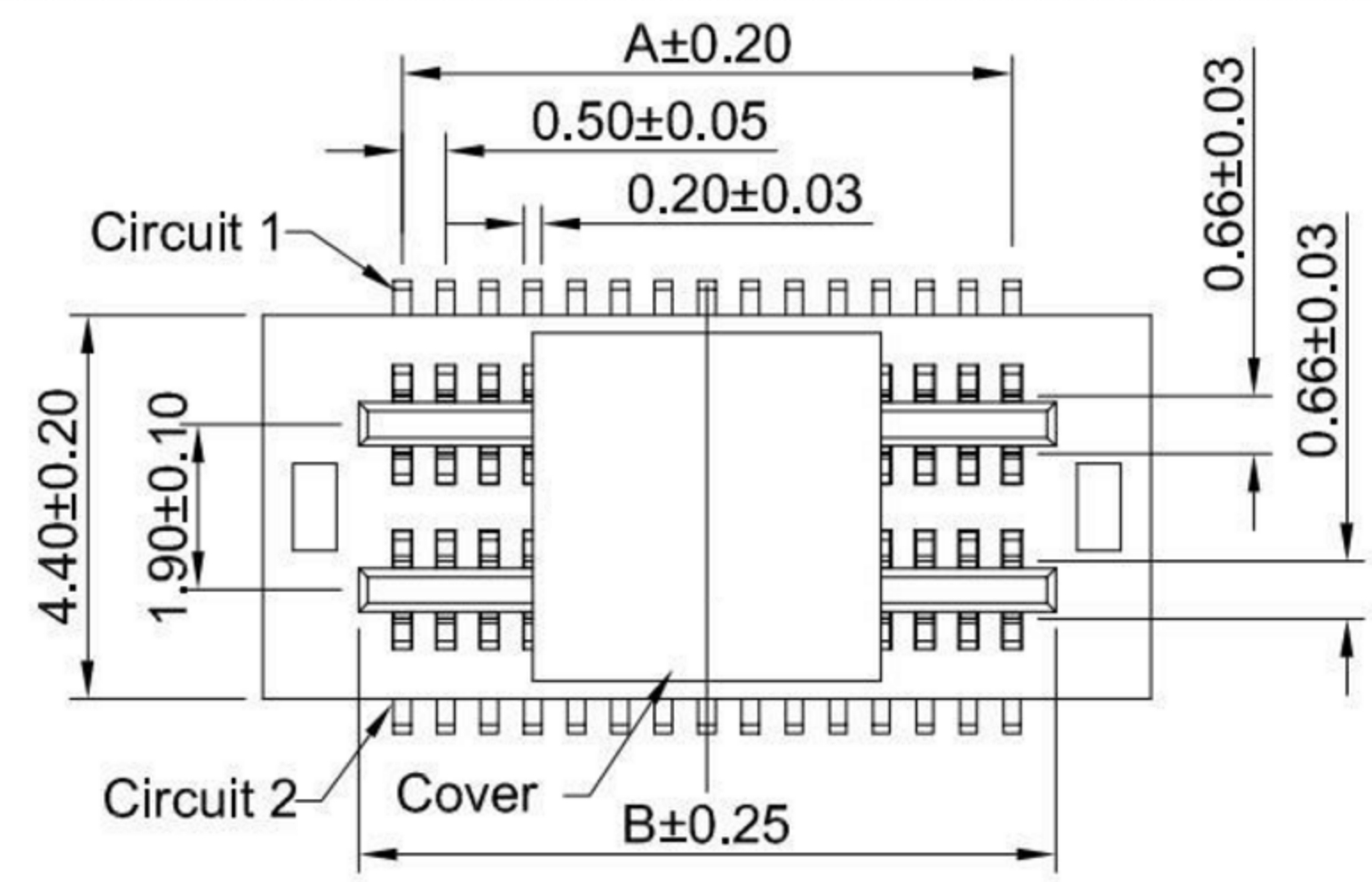
MATING HEIGHT	PLUG (H.mm)	SOCKET (H.mm)
7.0	4.0	3.0
7.5	4.0	3.5
8.0	4.0	4.0
8.5	4.0	4.5

XB - 0501 M S V XX -XX X XX 01



XB connector Specification:

1. Current rated: 0.5A AC/DC
2. Voltage rating: 50V AC/DC
3. Withstanding voltage: 500V AC
4. Contact resistance: 40mΩ Max.
5. Insulation resistance: 800MΩ min
6. Durability cycle: 30 Cycles
7. Removal force: 0.03kgf/Pin min
8. Operating temperature range: -45°C ~ +105°C



Ordering Information:

Circuit	Dimensions(mm)					Circuit	Dimensions(mm)					
	A	B	C	D	E		A	B	C	D	E	
08	1.50	2.50	4.70	3.40	4.00	40	9.50	10.50	12.70	11.40	8.00	
10	2.00	3.00	5.20	3.90		42	10.00	11.00	13.20	11.90		
12	2.50	3.50	5.70	4.40		44	10.50	11.50	13.70	12.40		
14	3.00	4.00	6.20	4.90		46	11.00	12.00	14.20	12.90		
16	3.50	4.50	6.70	5.40		50	12.00	13.00	15.20	13.90		
18	4.00	5.00	7.20	5.90		52	12.50	13.50	15.70	14.40		
20	4.50	5.50	7.70	6.40		54	13.00	14.00	16.20	14.90		
22	5.00	6.00	8.20	6.90		56	13.50	14.50	16.70	15.40		
24	5.50	6.50	8.70	7.40		60	14.50	15.50	17.70	16.40		
26	6.00	7.00	9.20	7.90		66	17.00	16.00	19.20	17.90		
28	6.50	7.50	9.70	8.40		70	18.00	17.00	20.20	18.90		
30	7.00	8.00	10.20	8.90		80	20.50	19.50	22.70	21.40		
32	7.50	8.50	10.70	9.40		90	23.00	22.00	25.20	23.90		
34	8.00	9.00	11.20	9.90		100	25.50	24.50	27.70	26.40		
36	8.50	9.50	11.70	10.40		8.00	--	--	--	--		--



TOLERANCE UNLESS OTHERWISE STATED: Up to 5 ±0.2, Above 5 ~ 15 ±0.3, Above 15 ~ 30 ±0.4, Above 30 ~ 50 ±0.5, Angle ±0.3°

3RD. ANGEL'S UNITS MM

DRAWN BY:	DATE	MAT'L	TITLE	CONNECTOR
Jack Lu	03/10/22	FINISH	MODLE	BTB 0.50 Pitch 180° Dual Rows SMT Type Mate Connector
CHECKED BY:	DATE	SCALE	DWG NO.	XB-0501MSVXX-XXXXX01
Jacky Chen	03/10/22	SHEET NO.	PART NO.	
APPROVED BY:	DATE			
Tony Kao	03/10/22	1 of 1		

1	更新圖面	Jack	031022
ITEM NO.	DESCRIPTION	DRAWN	DATE