

XB- 0403 F S V 24 -XX X XX 01

XB connector

Series No

F-Female

Termipoint
S-SMT

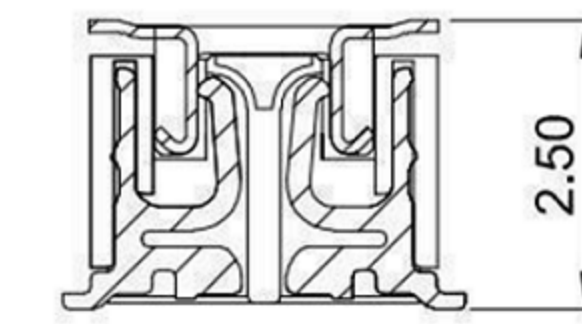
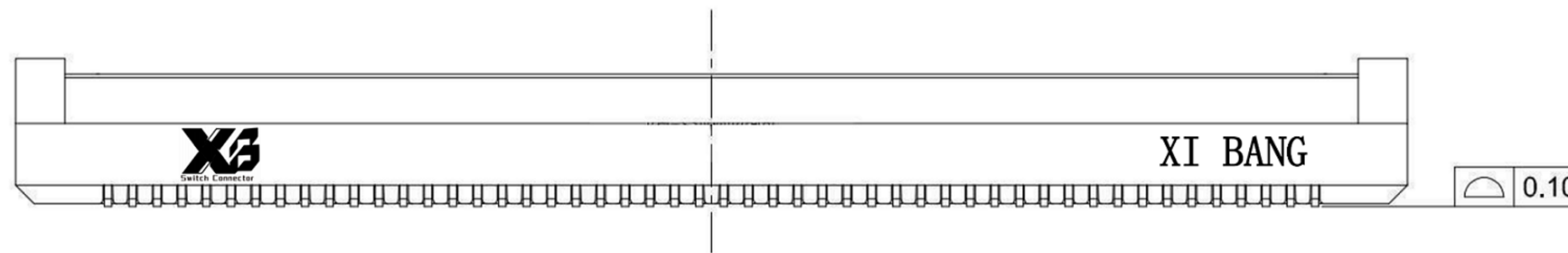
Angle
V-180°

Terminal Plating
11-All Au G/F

Housing Colour
B-Black

Pin Q' PY
10~120

Height
24-2.4mm



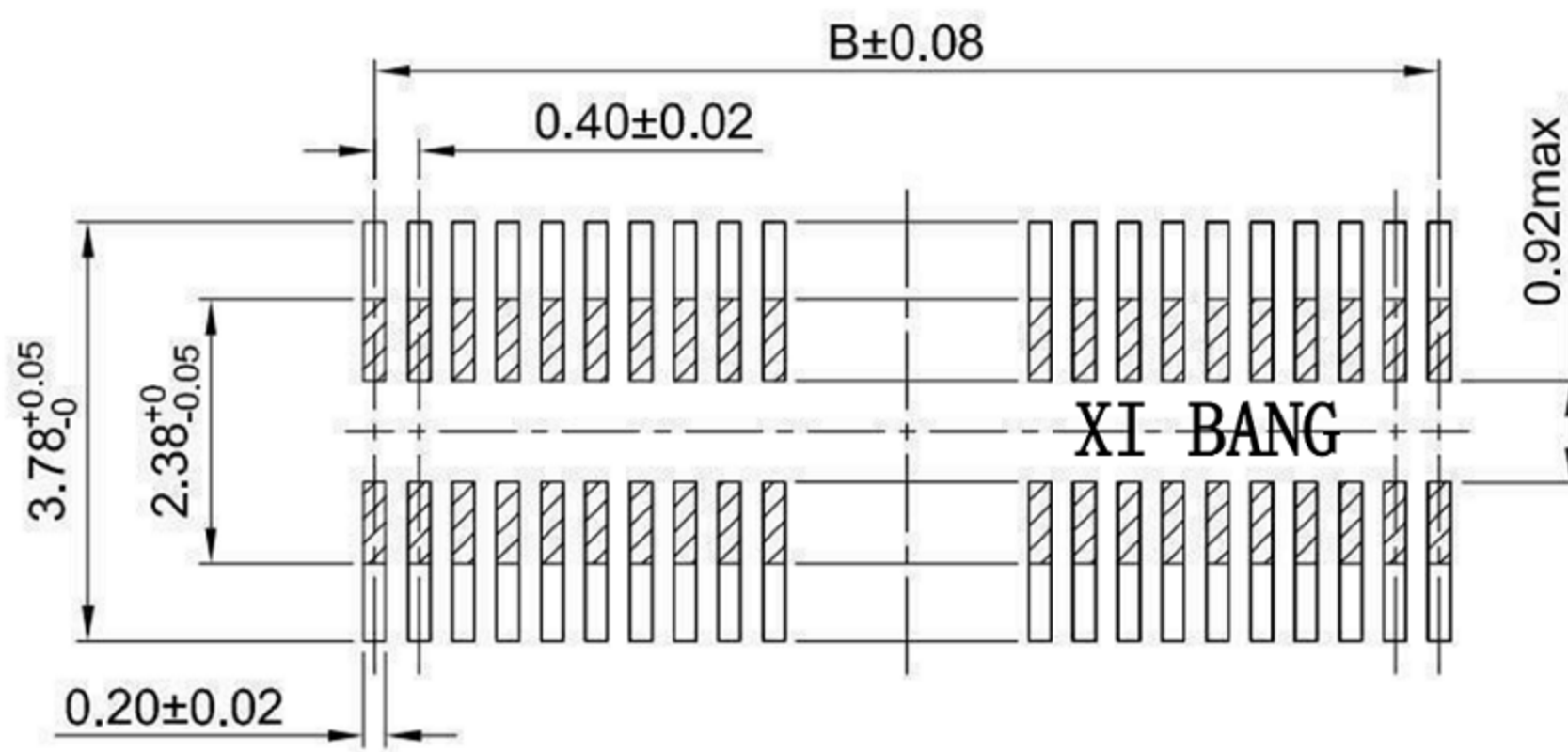
MATING HEIGHT

XB connector Specification:

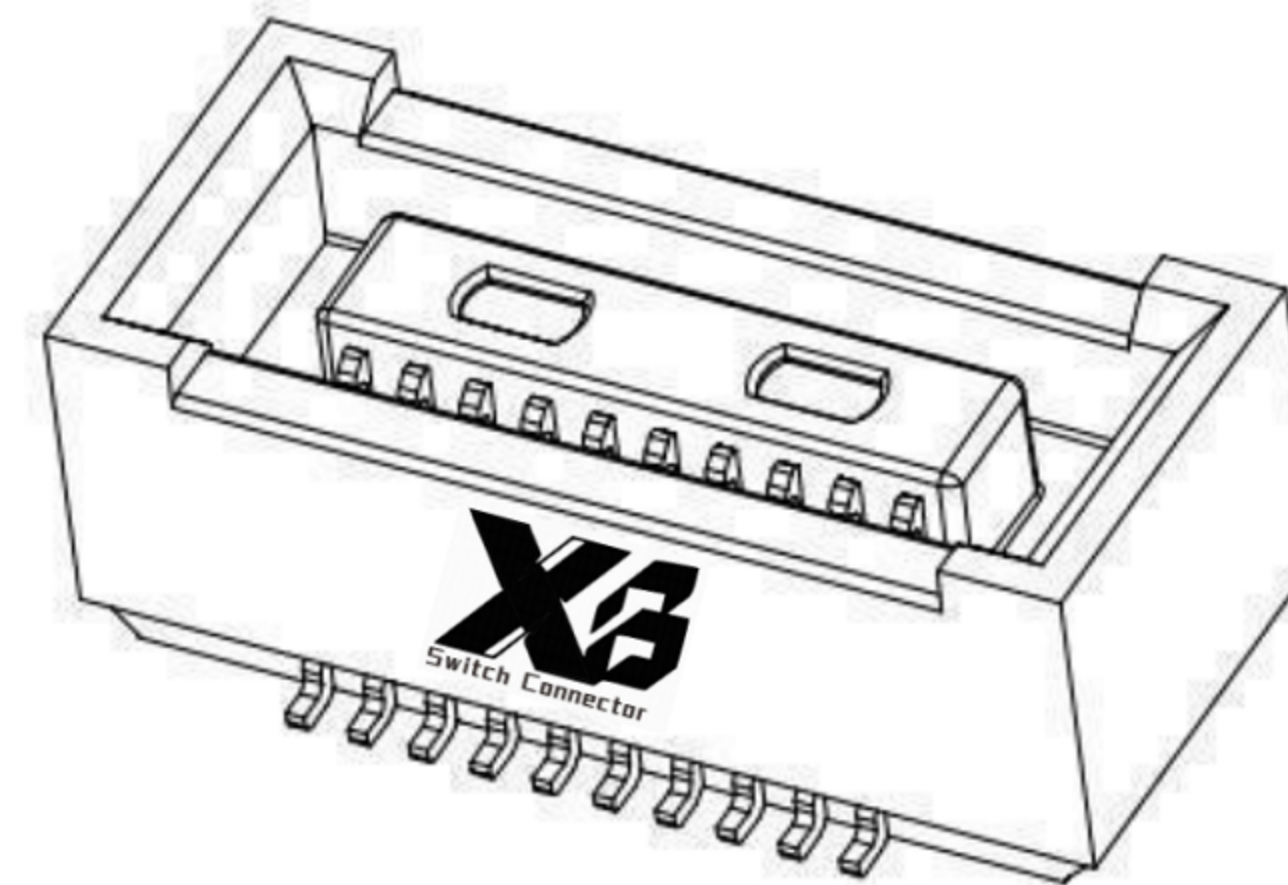
- 1.Current rated: 0.3A AC/DC
- 2.Voltage rating: 50V AC/DC
- 3.Withstanding voltage: 150V AC
- 4.Contact resistance: 90mΩ max
- 5.Insulation resistance: 1000MΩ min
- 6.Durability cycle: 30 Cycles
- 7.Removal force: 0.10kgf/Pin min
- 8.Operating temperature range: -55°C ~ +125°C

Ordering Information:

Circuit	Dimensions				Mating height	Plug (H.)	Socket (H.)
	A	B	C	D			
10	4.60	1.60	-	1.00	1.5	1.14	1.4
12	5.00	2.00	-		2.0	1.14	1.9
20	6.60	3.60	1.93		2.5	1.14	2.4
24	7.40	4.40	2.43	1.20	3.0	1.14	2.9
30	8.60	5.60	3.18	1.50	3.5	1.14	3.4
34	9.40	6.40	3.68	2.30	4.0	1.14	3.0
40	10.60	7.60	5.08	3.20	--		
44	11.40	8.40	5.86		--		
50	12.60	9.60	5.50		--		
60	14.60	11.60	6.00		--		
70	16.60	13.60	7.00		--		
80	18.60	15.60	8.00		--		
90	20.60	17.60	9.00		--		
100	22.60	19.60	10.00		--		
120	26.60	23.60	14.00		--		



RECOMMEND PCB LAYOUT
TOLERANCE:±0.05



东莞市溪榜电子有限公司
DONG GUAN XI BANG ELECTRONICS CO., LTD.

TOLERANCE UNLESS OTHERWISE STATED:
Up to 5 ±0.2
Above 5 ~ 15 ±0.3
Above 15 ~ 30 ±0.4
Above 30 ~ 50 ±0.5
Angle ±0.3°

3RD. ANGEL'S

UNITS MM

DRAWN BY: Jack Lu
CHECKED BY: Jacky Chen
APPROVED BY: Tony Kao

DATE: 03/10/22
DATE: 03/10/22
DATE: 03/10/22

MAT'L
FINISH
SCALE 1:1
SHEET NO. 1 of 1

TITLE: CONNECTOR
MODLE: BTB 0.4mm Pitch 180° H2.40mm Dual Rows SMT Type Female Connector
DWG NO. XB-0403FSV24-XXXXX01
PART NO.

SIZE: A4
VER: R1

ITEM NO.	DESCRIPTION	DRAWN	DATE
1	更新圖面	Jack	031022