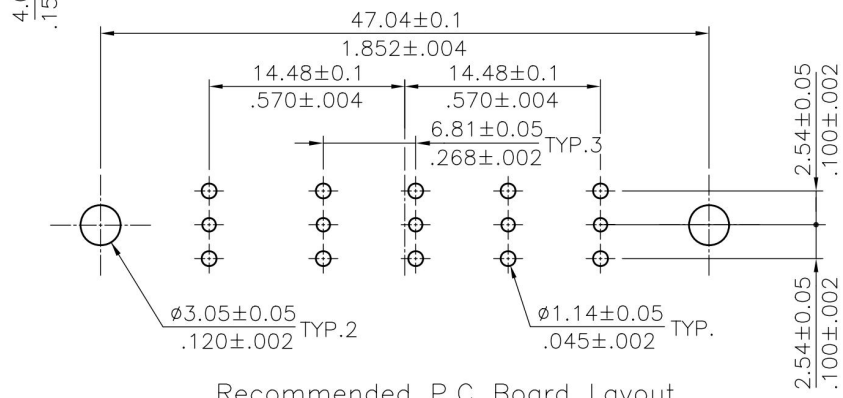
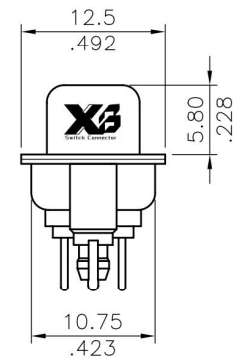
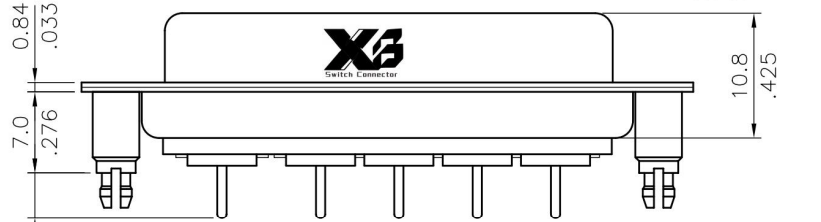


Material:  
 Insulator: Glass filled Polyester UL 94V-0  
 Shell: Steel, Tin plated as standard  
 Coaxial terminal  
 Insulator: Teflon UL 94V-0  
 Color white  
 Contact: Brass



### Ordering Code

C5W5 S C V 3 0 1 75 D00  
 ① ② ③ ④ ⑤ ⑥ ⑦ ⑧ ⑨

- ① Series No.
- ② Connector Type: S= Receptacle
- ③ Contact type: C= Coaxial Contact
- ④ Contact tail style: V= Straight Dip type
- ⑤ Coaxial contact plating:  
 2= Gold flash plated over Nickel  
 3= 15μ" Gold plated over Nickel  
 4= 30μ" Gold plated over Nickel  
 5= 50μ" Gold plated over Nickel
- ⑥ Singal contact plating:  
 0= Without singal contact
- ⑦ Insulator color: 1= Black, 6= Green
- ⑧ Performance: 50= 50Ω, 75= 75Ω
- ⑨ Mounting Style:  
 000= With ø3.05mm holes on shell  
 B00= Riveted #4-40 UNC open nuts on front shell  
 C00= Riveted #4-40 UNC open nuts on rear shell  
 D00= Riveted #4-40 UNC ground stand-off on rear shell(standard)

Mounting Style		RoHS Compliant					
Code	000	Code	B00	Code	C00	Code	D00
	DIM. L= 4.0mm		DIM. L= 4.0mm		DIM. L= 4.0mm		DIM. L= 7.0mm

4					DATE	UNIT: mm / inch	TITLE: C5W5 COAXIAL FEMALE D-SUB CONNECTOR (TOP ENTRY BOARD MOUNT TYPE) MATERIAL: FINISH:	<b>东莞市溪榜电子有限公司</b> DONG GUAN XI BANG ELECTRONI CS CO., LTD.
3			DRAWN BY: Eisley	10/09-01'	TOLERANCE UNLESS OTHERWISE SPECIFIED	.X ± 0.30/.012 X' ± 1' .XX ± 0.20/.008 .X' ±		
2			ENGINEER: David	10/15-01'				
1			CHECKED BY: David	10/15-01'				
SYM	NAME	DATE	REVISIONS	APPROVED BY: Alex	10/15-01'	.XXX ± 0.10/.004 .XX ±	DRAWING NO. C5W504SB	PART NO. C5W5SCV*0****00
		SCALE	2 / 1	SHEET 1 OF 1				