Notes:

1. Material:
   Insulation: Nylon 6, Color Nature
   Contact: Brass
2. Circuit Pattern Schedule: See Drawing No: CP0110S*
3. Glow wire requirement: (2)
   IEC 60695-2-12 GWFI
   960°C@0.38mm & 930°C@0.75mm
   & 960°C@1.50mm & 960°C@3.00mm
   IEC 60695-2-11 GWEPT 750°C ≤2S
4. For Tin-Lead Wave Flow Process
5. With drain holes shown For 4~24 circuits (3)
6. Without drain holes shown For 2 circuits

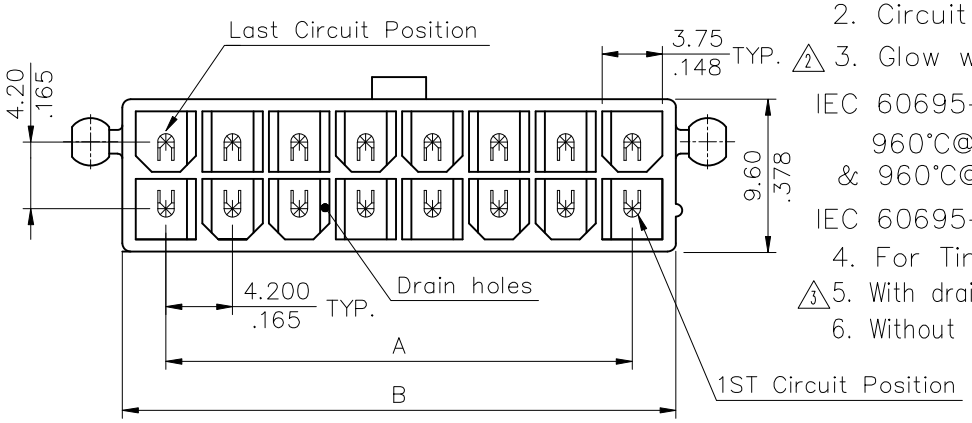

Ordering Code:

CP-01 3 ** * G 0
① ② ③ ④ ⑤ ⑥

① Series No.
② Type of Connector: 3= Straight PCB mount header
③ No. of Circuits: (1)
④ Plating Code:
1= 2.54μm(100μ") Tin over 1.02μm(40μ") Nickel
2= Gold flash plated over 1.27μm(50μ") Nickel
B= Selective 0.38μm(15μ") gold plated over 1.27μm(50μ") Nickel
C= Selective 0.76μm(30μ") gold plated over 1.27μm(50μ") Nickel
⑤ Variation:
G= UL 94V-2, With mounting pegs (Glow wire available)
⑥ Other Option: 0= Standard

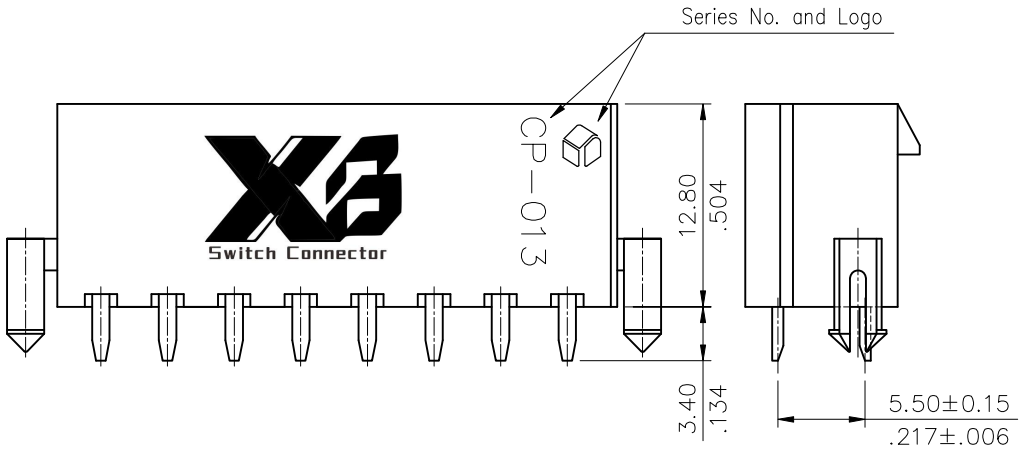

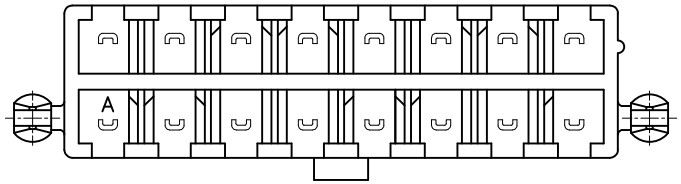

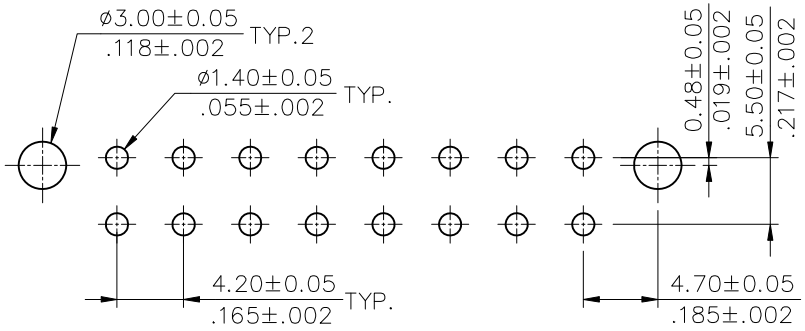

Recommended P.C. Board Layout

Tin-Lead Process

RoHS Compliant

SYM	NAME	DATE	REVISIONS
4			
3	Sandy	3/15-21'	ECNT121071/ECRT121011
2	Kenny	8/26-20'	ECNT120227
1	Sandy	5/12-08'	ECN08219

		DATE
DRAWN BY:	Sandy	3/29-21'
ENGINEER:	Sun	3/29-21'
CHECKED BY:	Eisley	4/5-21'
APPROVED BY:	Eisley	4/5-21'

UNIT: mm / inch

TOLERANCE UNLESS OTHERWISE SPECIFIED

.X ± 0.38/.015	X.° ± 1°
.XX ± 0.25/.010	.X° ±
.XXX ± 0.10/.004	.XX° ±

TITLE: STRAIGHT HEADER CP-01 POWER CONNECTOR

MATERIAL:

FINISH:

东莞市溪榜电子有限公司
DONG GUAN XI BANG ELECTRONI CS CO., LTD.

DRAWING NO.	CP0151AD	PART NO.	CP-013***G0
SCALE	2 / 1	SHEET 1 OF 1	