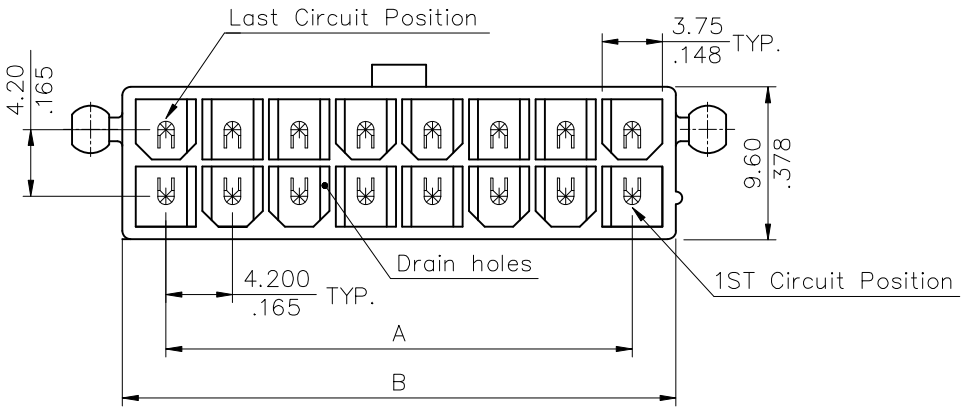

Notes:

* Insulation: Nylon 6T, Color Nature(Halogen-Free)
* Contact: Brass
* Circuit Pattern Schedule: See Drawing No: CP0110S*
* For Lead Free wave flow process
* With drain holes shown For 4~24 circuits (2)
* Without drain holes shown For 2 circuits

Ordering Code:

CP-01 3 ** 1 * 0 -NH
① ② ③ ④ ⑤ ⑥ ⑦

① Series No.
② Type of Connector: 3= Straight PCB mount header
③ No. of Circuits: See below table
④ Plating Code:
1= 3.04 μm(120 μ") Matte Tin over 0.76 μm(30 μ") Nickel
2= Gold flash plated over 1.27 μm(50 μ") Nickel
⑤ Variation:
3= Without mounting pegs
5= With mounting pegs
⑥ Other Option: 0= Standard
⑦ Other option:
-NH= For Lead Free IR Processes and Halogen-Free

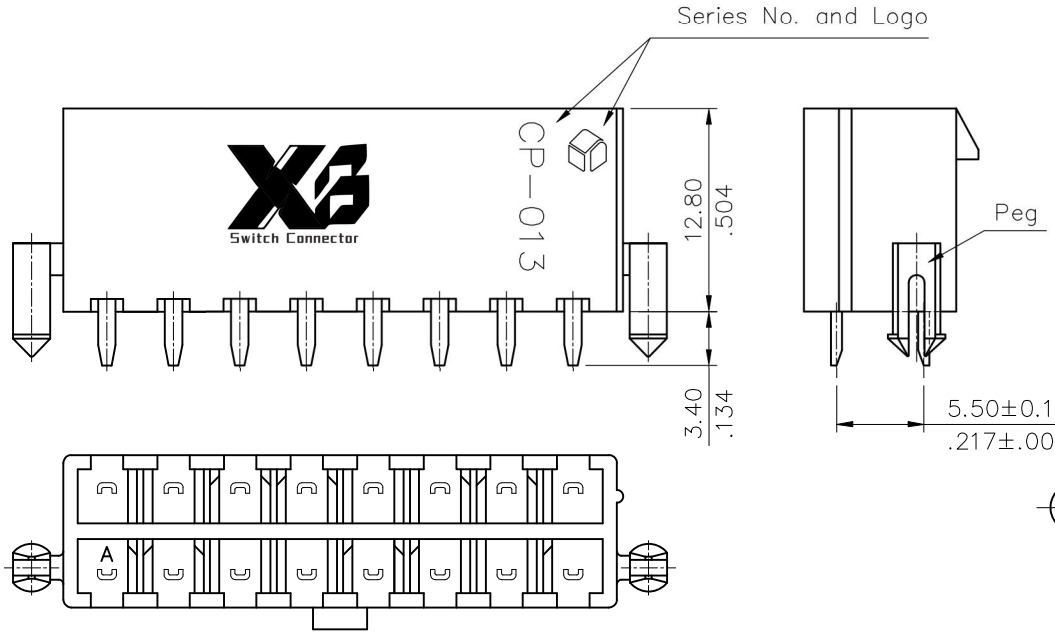

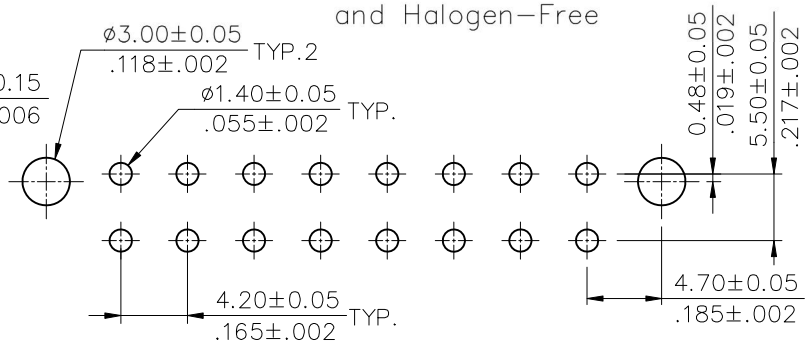

Recommended P.C. Board Layout

Halogen-Free

Lead Free Process

RoHS Compliant

SYM	NAME	DATE	REVISIONS
4			
3			
2	Sandy	3/17-21'	ECNT121071/ECRT121011
1	Hank	10/28-16'	ECNT116260

		DATE
DRAWN BY:	Sandy	3/26-21'
ENGINEER:	Sun	3/29-21'
CHECKED BY:	Eisley	4/5-21'
APPROVED BY:	Eisley	4/5-21'

UNIT: mm / inch

TOLERANCE UNLESS OTHERWISE SPECIFIED

.X ± 0.38/.015	X.° ± 1°
.XX ± 0.25/.010	.X° ±
.XXX ± 0.10/.004	.XX° ±

TITLE: STRAIGHT HEADER CP-01 POWER CONNECTOR

MATERIAL:

FINISH:

东莞市溪榜电子有限公司
DONG GUAN XI BANG ELECTRONI CS CO., LTD.

DRAWING NO.	CP01266SC	PART NO.	CP-013****0-NH
SCALE	2 / 1	SHEET 1 OF 1	