

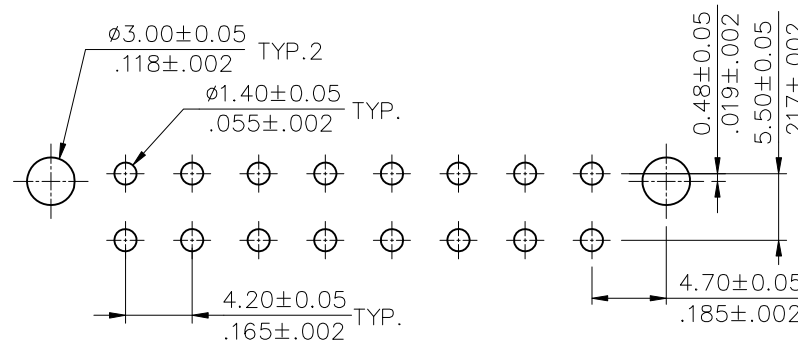
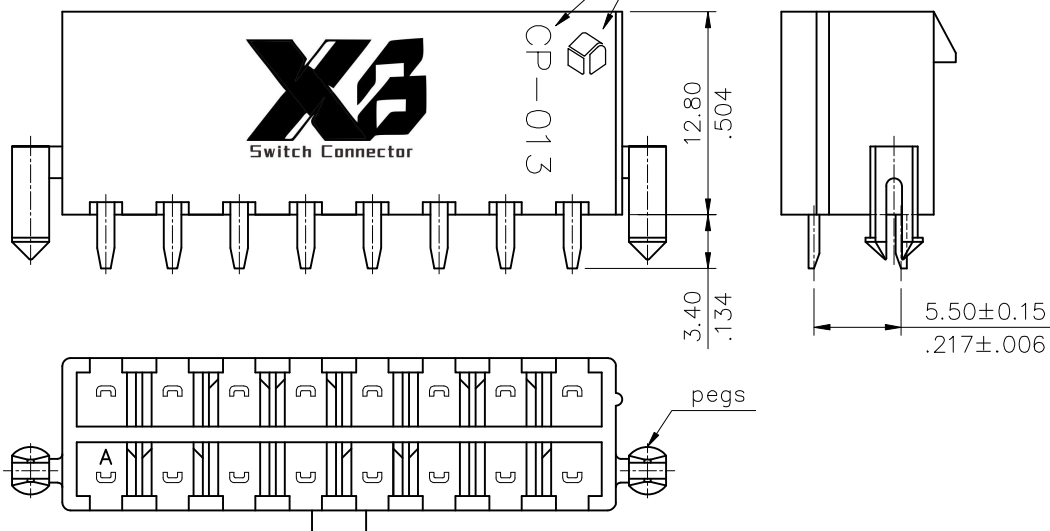
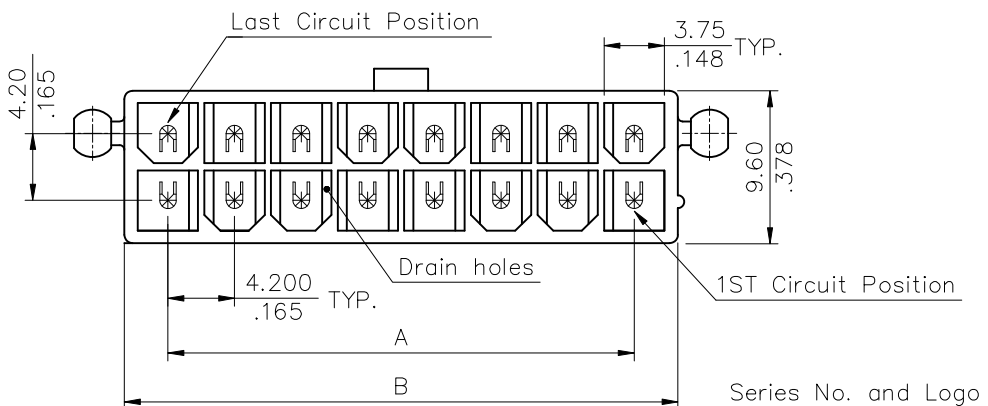
Notes:

- * Insulation: Nylon 66, Color Nature
- * Contact: Brass
- * Circuit Pattern Schedule: See Drawing No: CP0110S*
- * For Tin-Lead Wave Flow Process
- * With drain holes shown For 4~24 circuits
- * Without drain holes shown For 2 circuits

Ordering Code:

CP-01 3 ** * * 0
 ① ② ③ ④ ⑤ ⑥

- ① Series No.
- ② Type of Connector: 3= Straight PCB mount header
- ③ No. of Circuits:
- ④ Plating Code:
 - 1= 2.54 μm(100 μ") Tin over 1.02 μm(40 μ") Nickel
 - 2= Gold flash plated over 1.27 μm(50 μ") Nickel
 - 3= 0.38 μm(15 μ") Gold plated over 1.27 μm(50 μ") Nickel
 - B= Selective 0.38 μm(15 μ") gold plated over 1.27 μm(50 μ") Nickel
 - C= Selective 0.76 μm(30 μ") gold plated over 1.27 μm(50 μ") Nickel
- ⑤ Variation:
 - 4= UL 94V-2, With mounting pegs
 - 5= UL 94V-0, With mounting pegs
- ⑥ Other option: 0= Standard



Recommended P.C. Board Layout

Halogen-Free Tin-Lead Process RoHS Compliant

④					DATE	UNIT: mm / inch	TITLE: STRAIGHT HEADER	东莞市溪榜电子有限公司 DONG GUAN XI BANG ELECTRONI CS CO., LTD.
③					DRAWN BY: Sandy	3/26-21'	CP-01 POWER CONNECTOR	
②	Sandy	3/9-21'	ECNT121071/ECRT121011		ENGINEER: Sun	3/29-21'	MATERIAL:	DRAWING NO. CP0130SL PART NO. CP-013***40 CP-013***50
①	Sandy	5/12-08'	ECN08219		CHECKED BY: Eisley	4/5-21'	FINISH:	
SYM	NAME	DATE	REVISIONS		APPROVED BY: Eisley	4/5-21'		SCALE 2 / 1 SHEET 1 OF 1