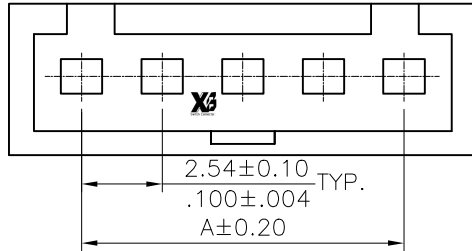
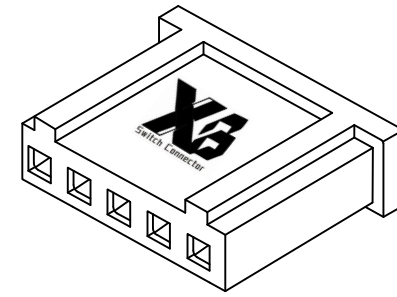


Material: PBT UL 94V-0

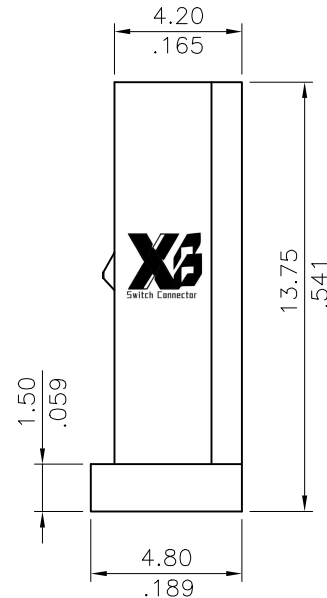
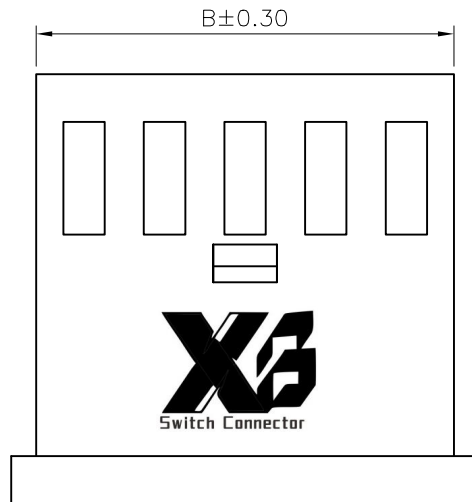


Ordering Code

CID7 ** S 0010
 ① ② ③ ④

- ① Series No.
- ② No. of Circuits:
- ③ S= Connector housing
- ④ Color option: 0010= Black

Circuits	Dimension	
	A	B
2	2.54(.100)	5.60(.220)
3	5.08(.200)	8.14(.320)
4	7.62(.300)	10.68(.420)
5	10.16(.400)	13.22(.520)
6	12.70(.500)	15.76(.620)
7	15.24(.600)	18.30(.720)
8	17.78(.700)	20.84(.820)
9	20.32(.800)	23.84(.920)
10	22.86(.900)	25.92(1.020)
11	25.40(1.000)	28.46(1.120)
12	27.94(1.100)	31.00(1.220)
13	30.48(1.200)	33.54(1.320)
14	33.02(1.300)	36.08(1.420)
15	35.56(1.400)	38.62(1.520)
16	38.10(1.500)	41.16(1.620)
17	40.64(1.600)	43.70(1.720)
18	43.18(1.700)	46.24(1.820)
19	45.72(1.800)	48.78(1.920)
20	48.26(1.900)	51.32(2.020)
22	53.34(2.100)	56.40(2.220)



RoHS Compliant

④					DATE	UNIT: mm / inch	TITLE: 2.54MM(.100") CRIMP TERMINAL HOUSING	东莞市溪榜电子有限公司 DONG GUAN XI BANG ELECTRONICS CO., LTD	
③				DRAWN BY: Ellie	6/08-15'	TOLERANCE UNLESS OTHERWISE SPECIFIED	MATERIAL:		
②				ENGINEER: Sun	6/11-15'	.X ± 0.30/012 X: ±	FINISH:		
①				CHECKED BY: Eisley	6/18-15'	.XX ± 0.20/008 .X' ±			
SYM	NAME	DATE	REVISIONS	APPROVED BY: David	6/18-15'	.XXX ± 0.10/004 .XX' ±	DRAWING NO. CID703SA	PART NO. CID7**S0010	
							SCALE	4 / 1	SHEET 1 OF 1