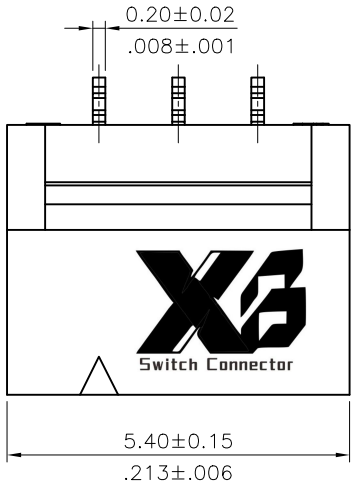

Ordering Code:

CIDL	03	M	1	H	R	0	- NH
①	②	③	④	⑤	⑥	⑦	⑧

① Series No.
② No. of Circuits: 03 Pin
③ M= SMT type header
④ Plating: 1= 3.05um(120u") ~ 4.88um(192u")
Matte Tin over 1.27um(50u") Nickel
⑤ Type: H= Side Entry
⑥ Packing Options: R= Tape & Reel packing
⑦ Option: 0= Standard
⑧ Other option:
–NH= For Lead Free IR Processes and Halogen–Free

Material:
Base: High temperature plastic
UL 94V–0, Color Nature
Contact: Copper alloy
Tab: Copper alloy with Matte Tin plated

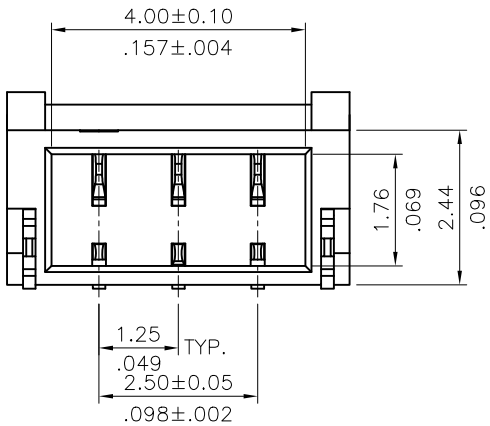

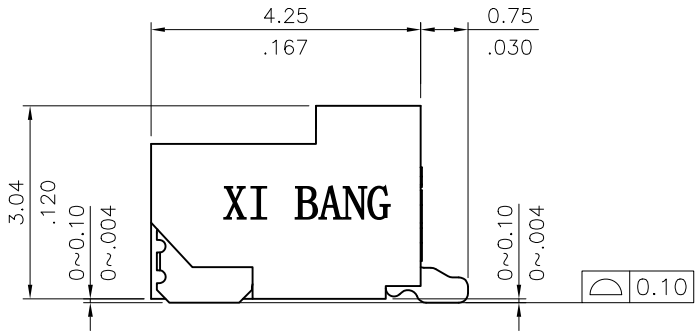

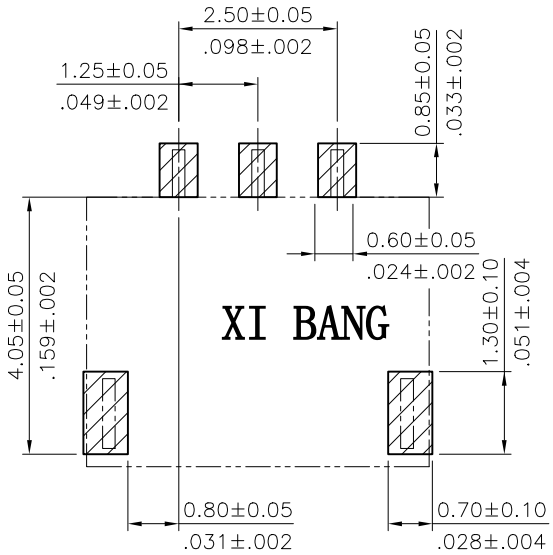

P.C. Board Layout

Halogen–Free | Lead Free Process | RoHS Compliant

SYM	NAME	DATE	REVISIONS
4			
3			
2			
1			

		DATE
DRAWN BY:	Hank	7/13–16'
ENGINEER:	Eisley	7/13–16'
CHECKED BY:	Eisley	7/13–16'
APPROVED BY:	David	7/13–16'

UNIT: mm / inch

TOLERANCE UNLESS OTHERWISE SPECIFIED

.X ± 0.25/.010	X.° ± 1°
.XX ± 0.15/.006	.X° ±
.XXX ± 0.08/.003	.XX° ±

TITLE: 1.25MM(.049") WIRE TO BOARD CONNECTOR

MATERIAL:

CUSTOMER:

东莞市溪榜电子有限公司
DONG GUAN XI BANG ELECTRONI CS CO., LTD.

DRAWING NO.	CIDL02SA	PART NO.	CIDL03M1HR0–NH
SCALE	6 / 1	SHEET 1 OF 2	

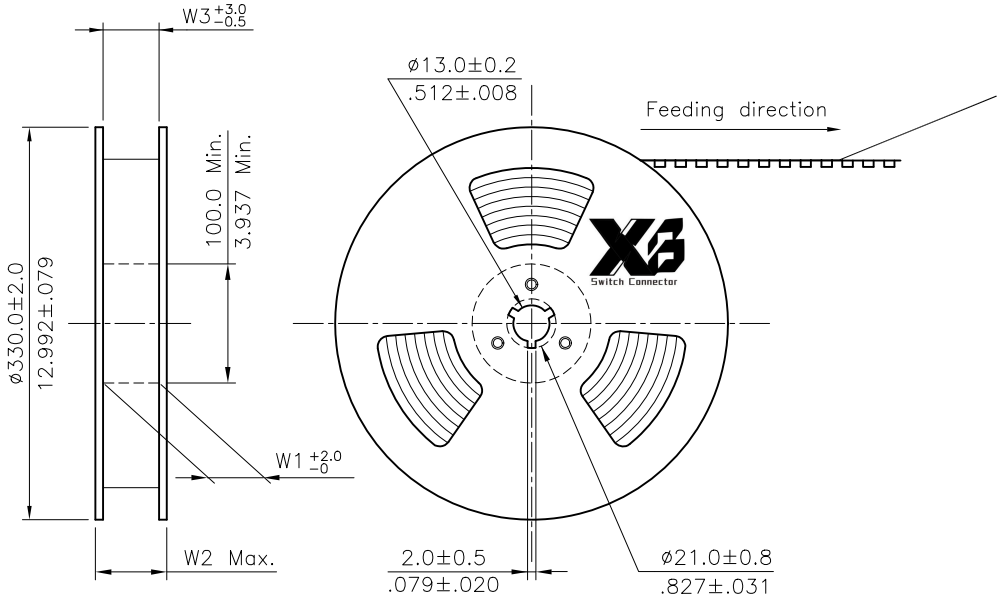

NOTES:

1. 10 sprocket hole pitch cumulative tolerance ±0.20
2. Carrier camber is within 1 mm in 250 mm.
3. Material :Transparent ps.
4. All dimensions meet EIA-481-B requirements.
5. Thickness : 0.35±0.05mm.
6. Packing length per 22" Reel : 55.08 Meters.
7. Component load per 13" Reel : 1500 pcs.

Circuits	Dimension			Packing (Reel/Caton)
	W1	W2	W3	
03	16.5(.650)	22.5(.886)	16.5(.650)	11

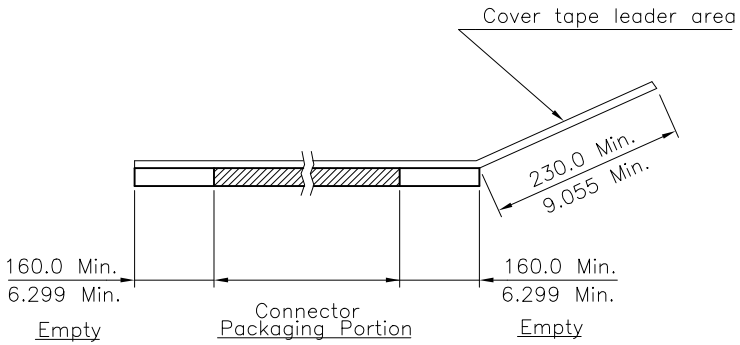

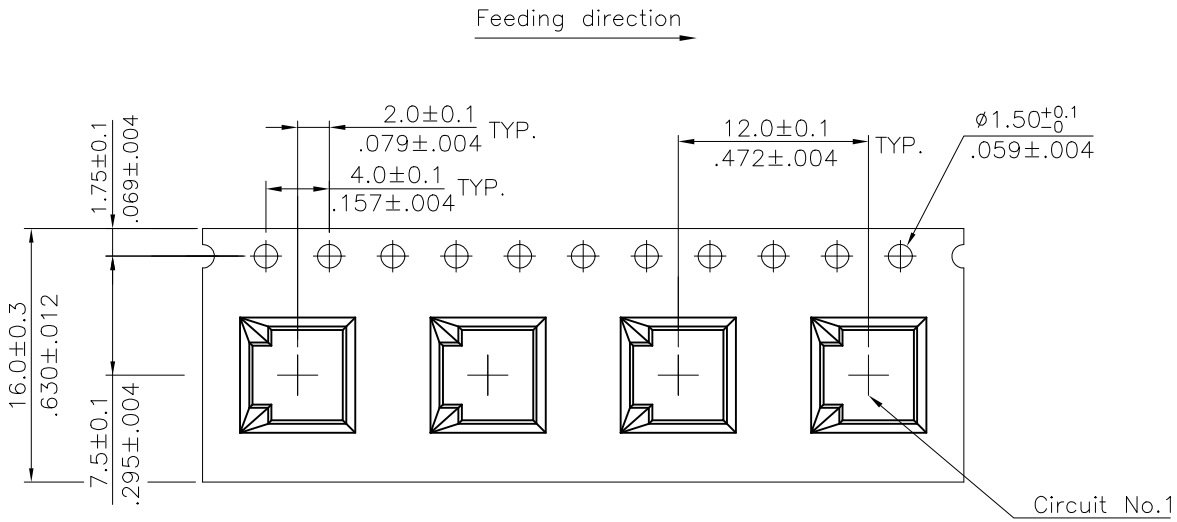

RoHS Compliant

SYM	NAME	DATE	REVISIONS
4			
3			
2			
1			

		DATE
DRAWN BY:	Hank	7/13-16'
ENGINEER:	Eisley	7/13-16'
CHECKED BY:	Eisley	7/13-16'
APPROVED BY:	David	7/13-16'

UNIT: mm / inch

TOLERANCE UNLESS OTHERWISE SPECIFIED

.X ±	X.° ± 1°
.XX ±	.X° ±
.XXX ±	.XX° ±

TITLE: 1.25MM(.049") WIRE TO BOARD CONNECTOR

MATERIAL:

CUSTOMER:

东莞市溪榜电子有限公司
DONG GUAN XI BANG ELECTRONI CS CO., LTD.

DRAWING NO.	CIDL02SA	PART NO.	CIDL03M1HR0-NH
SCALE		SHEET 2 OF 2	