

1 2 3 4 5 6 7 8 9

F

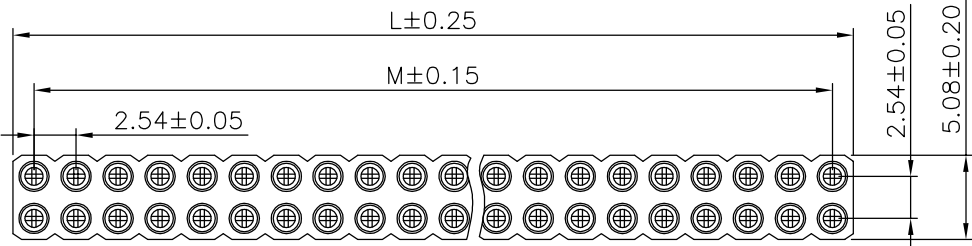
E

D

C

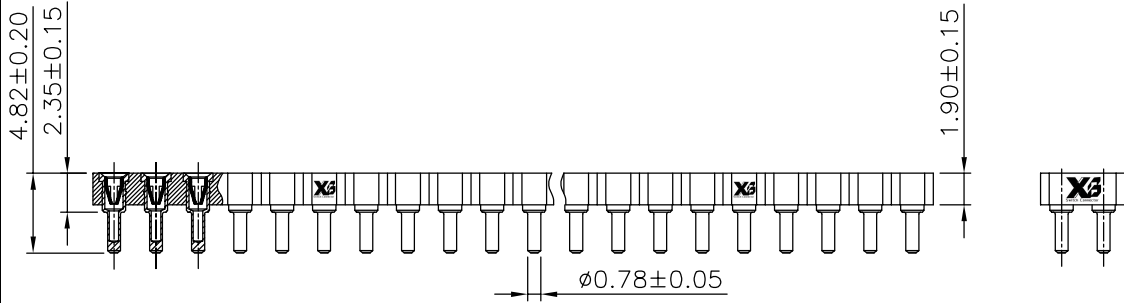
B

A

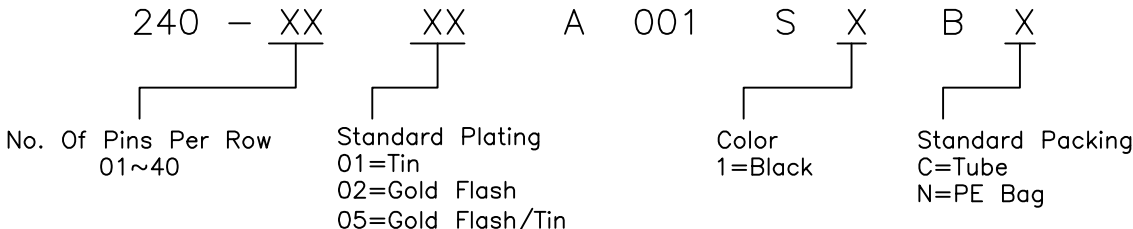


Specifications
 Current Rating:3A
 Dielectric Withstanding Voltage: 1000V RMS
 Contact Resistance: 10mΩ Max.
 Materials
 Contact Material: Brass
 Insulator Material:PPS,UL 94V-0
 Contact clip: Beryllium copper(C17200)
 Mating pins:Outside Diameter 0.40 to 0.66mm
 Forces:(polished steel gauge Ø0.46mm
 Insertion: 2.5N typ.
 Withdrawal: 0.7N typ.
 Mechanical life:500 cycles Min.
 All materials must meet XI BANG hazardous substances control standards.

No. of PIN/ROW	M	L
01	0	2.34
02	2.54	4.88
03	5.08	7.42
04	7.62	9.96
05	10.16	12.50
06	12.70	15.04
07	15.24	17.58
08	17.78	20.12
09	20.32	22.66
10	22.86	25.20
11	25.40	27.74
12	27.94	30.28
13	30.48	32.82
14	33.02	35.36
15	35.56	37.90
16	38.10	40.44
17	40.64	42.98
18	43.18	45.52
19	45.72	48.06
20	48.26	50.60
21	50.80	53.14
22	53.34	55.68
23	55.88	58.22
24	58.42	60.76
25	60.96	63.30
26	63.50	65.84
27	66.04	68.38
28	68.58	70.92
29	71.12	73.46
30	73.66	76.00
31	76.20	78.54
32	78.74	81.08
33	81.28	83.62
34	83.82	86.16
35	86.36	88.70
36	88.90	91.24
37	91.44	93.78
38	93.98	96.32
39	96.52	98.86
40	99.06	101.6



Ordering Information



东莞市溪榜电子有限公司
 DONG GUAN XI BANG ELECTRONICS CO., LTD

REV. A UNIT. mm SCALE. 1:1

3RD.ANG PROJ.
 PAGE. 1/1

GENERAL TOLERANCE	
X.±3'	X.±/
.X'±3'	.X±0.30
.XX'±3'	.XX±0.25
.XXX'±3'	.XXX±0.20

DESIGNED: DATE:
 CHECKED: DATE:
 APPROVED: DATE:

DWG. NO. DATE:
 XB-PM-Y-254M-240-A001

PART NO.

TITLE:
 2.54mm SIP Socket
 DIP TYPE

1 2 3 4 5 6 7 8 9

F

E

D

C

B

A