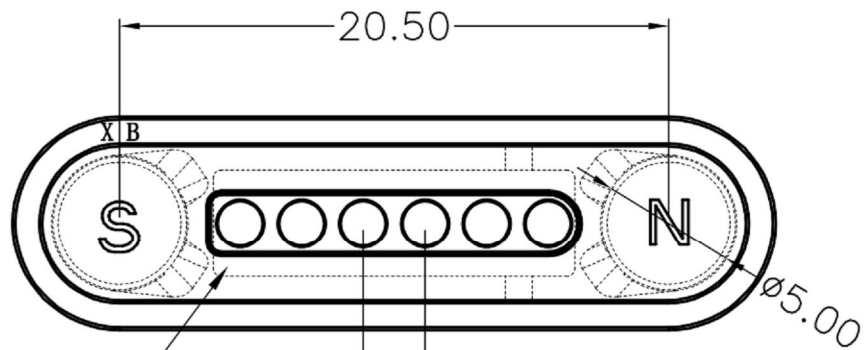
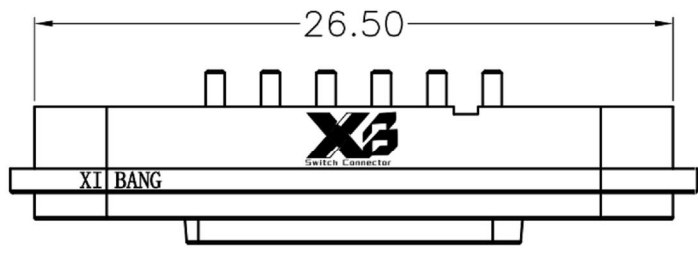
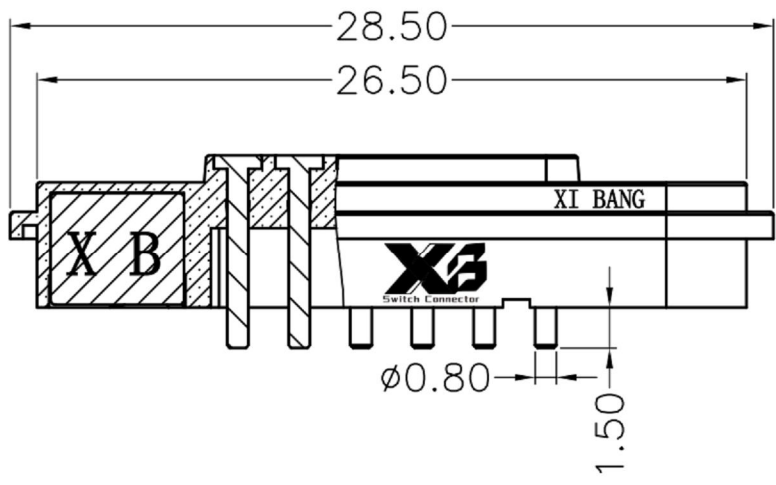
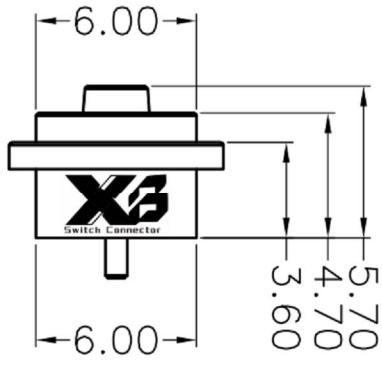


RoHS



注意方向



- Notes:
- Characteristics:
- A. Material (材料)
 - 1) Housing: High Plastic BLACK (UL94V-0)
 - 2) Plunger: brass c3604
 - 3) Barrel: brass c3604
 - 4) Spring: Stainless steel wire.
 - B. Plating (电镀)
 - 1) Plunger: Brass, Plating 3u' Au over Min. 50u' Ni.
 - 2) Barrel: Brass, Plating 3u' Au over Min. 50u' Ni.
 - 3) Spring: Stainless steel wire, Plating Min. 1u' Au
 - C. Electrical (电气特性)
 - 1) Operating voltage: 12V Max.
 - 2) Operating current: 1A 3A Max.
 - 3) Contact resistance: 30mohm Max. at working height (Quiescence).
 - D. Mechanical (机械性能)
 - 1) Total stroke: 1.20mm.
 - 2) Working height: 0.7mm.
 - 3) Spring Force: 65gf±10gf at working height
 - 4) Mechanical life: 10,000 cycle min.
 - 5) Don't exceed the Max. allowed compression
 - E. Environmental (环境)
 - 1) Storage and operating temperature range: -40°C~+85°C
 - 2) Humidity range: 10% RH to 90% RH
 - 3) Salt spray: 48H
 - F. Others (其他)
 - 1) The dimensions marked * are critical, Should be checked in production
 - 2) RoHS compliant product.

- Note:
- 1: Material (材料):
 - Housing: PA9T (胶芯: PA9T)
 - Pin: Brass C3604 (针体: 黄铜 C3604)
 - Magnet: NdFeB (磁铁: 钕铁硼)
 - 2: Plating (电镀):
 - Pin: 3u' Au over 50u'~80u' Ni (针体: 镀金3u', 镍底50u'~80u'.)
 - Magnet: Zc plated (磁铁: 镀锌)
 - 3: Electrical (电气特性):
 - Insulation Resistance: 1,000MΩ minimum. (绝缘电阻: 1,000MΩ以上)
 - Dielectric Withstand Voltage: 500VAC/minute. (抗击电压: 500VAC/minute)
 - 4: Work Temperature (工作环境):
 - Withstanding Higt Temperature: 280°C
 - Operational Temperature: ?20°C~ ?70°C

The material contained in this drawing is the property of XiBang. Any use other than that specifically authorized by XiBang is prohibited. The above drawing IS subjected to change for improvement without prior notice.

XB 东莞市溪榜电子有限公司
 DONG GUAN XI BANG ELECTRONICS CO., LTD.

TOLERANCE UNLESS OTHERWISE STATED:	Up to 5 ±0.2	Above 5 ~ 15 ±0.3	Above 15 ~ 30 ±0.4	Above 30 ~ 50 ±0.5	Angle ±0.3°
	3RD. ANGEL'S		UNITS	MM	

DRAWN BY:	DATE	MAT'L	TITLE	CONNECTOR
GAO. PENG	2024/5/26			
CHECKED BY:	DATE	FINISH	MODLE	POGO PIN
HE. LONG. FEI	2024/5/26			
APPROVED BY:	DATE	SCALE	DWG NO.	XB-PGC-CT-23-6P-M
PANG. DONG	2024/5/26	1 : 1	PART NO.	Thimble Connector
		SHEET NO.	1 of 1	
				SIZE A4
				VER R

ITEM NO.	DESCRIPTION	DRAWN	DATE