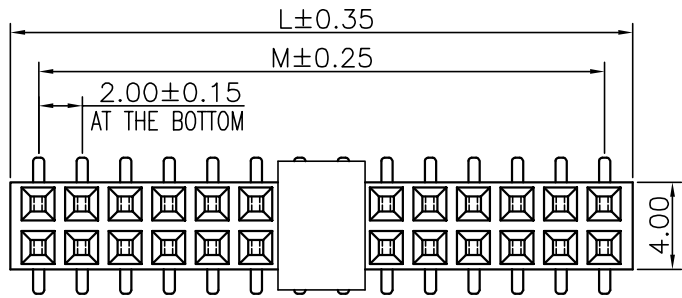
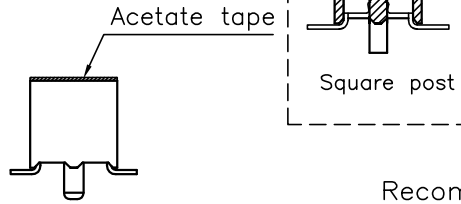


1 2 3 4 5 6 7 8 9

F

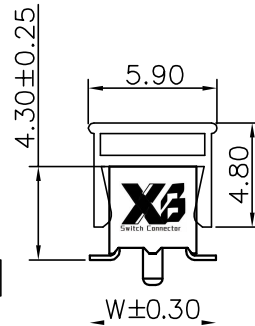
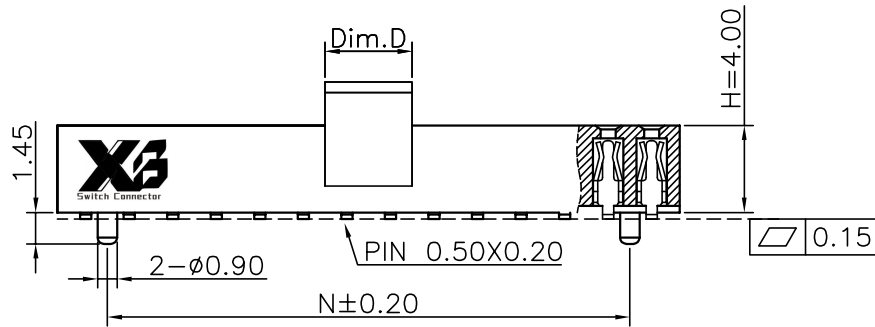


Dim.D	NOTE
4.00mm	02~03pins
8.05mm	04~40pins

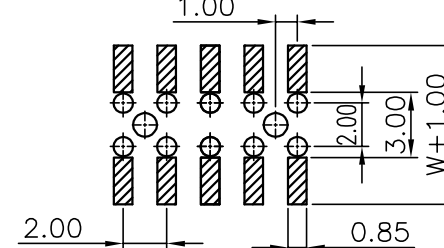


Specifications  
 Current Rating:2.0Amp  
 Insulation Resistance:1000MΩMin.  
 Dielectric Withstanding Voltage:500VAC  
 Contact Resistance:20mΩMax.  
 Operating Temperature:-40°C to +105°C  
 Materials  
 Contact Material:Phosphor Bronze  
 Insulator Material:  
 Nylon(High temperature resistance),  
 LCP(High temperature resistance),  
 UL 94V-0  
 All materials must meet XI BANG  
 hazardous substances control standards.

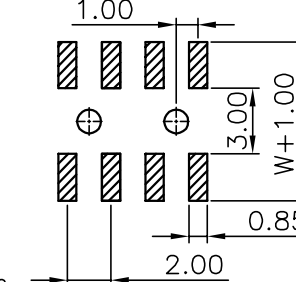
D



Recommended P.C.Board Layout FOR BOTTOM ENTRY



Recommended P.C.Board Layout (Tolerance:±0.05)

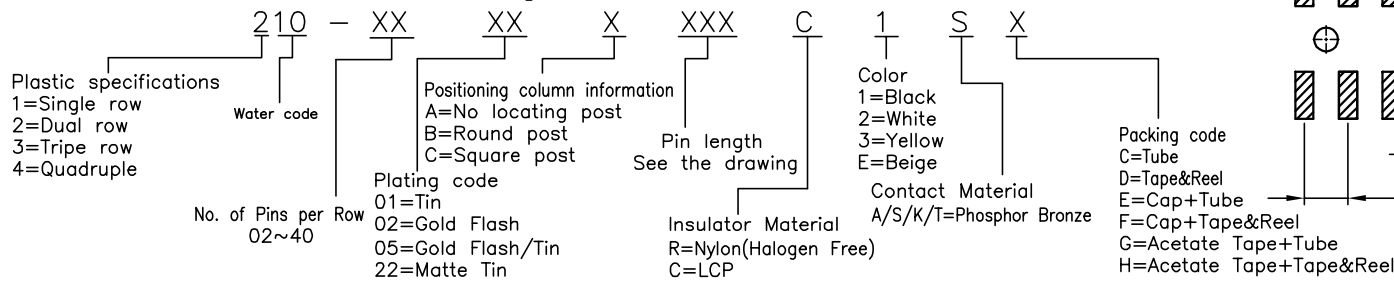


No. of PIN/ROW	Dimension Information		
	M	L	N
02	2.00	4.60	--
03	4.00	6.60	2.00
04	6.00	8.60	4.00
05	8.00	10.60	6.00
06	10.00	12.60	8.00
07	12.00	14.60	10.00
08	14.00	16.60	12.00
09	16.00	18.60	14.00
10	18.00	20.60	16.00
11	20.00	22.60	18.00
12	22.00	24.60	20.00
13	24.00	26.60	22.00
14	26.00	28.60	24.00
15	28.00	30.60	26.00
16	30.00	32.60	28.00
17	32.00	34.60	30.00
18	34.00	36.60	32.00
19	36.00	38.60	34.00
20	38.00	40.60	36.00
21	40.00	42.60	38.00
22	42.00	44.60	40.00
23	44.00	46.60	42.00
24	46.00	48.60	44.00
25	48.00	50.60	46.00
26	50.00	52.60	48.00
27	52.00	54.60	50.00
28	54.00	56.60	52.00
29	56.00	58.60	54.00
30	58.00	60.60	56.00
31	60.00	62.60	58.00
32	62.00	64.60	60.00
33	64.00	66.60	62.00
34	66.00	68.60	64.00
35	68.00	70.60	66.00
36	70.00	72.60	68.00
37	72.00	74.60	70.00
38	74.00	76.60	72.00
39	76.00	78.60	74.00
40	78.00	80.60	76.00

C

B

### Ordering Information



A

**XB** 东莞市溪榜电子有限公司  
 DONG GUAN XI BANG ELECTRONICS CO., LTD.

GENERAL TOLERANCE	
X.*±5.0°	X.±0.30
.X*±3.0°	.X±0.25
.XX*±2.0°	.XX±0.15
.XXX*±1.0°	.XXX±0.10

DESIGNED:	DATE:	DWG. NO.
CHECKED:	DATE:	XB-PM-C-20-210
CO SINGED:	DATE:	PART NO.
APPROVED:	DATE:	XB-PM-C-20-210

TITLE:
2.00 FEMALE HEADER DUAL ROWS SMT TYPE CONNECTOR

REV.	UNIT.	SCALE.	PAGE.
01	mm	3:1	1/1

1 2 3 4 5 6 7 8 9

F

E

D

C

B

A