

1 2 3 4 5 6 7 8 9

F

E

D

C

B

A

F

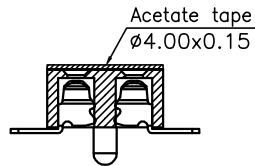
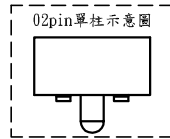
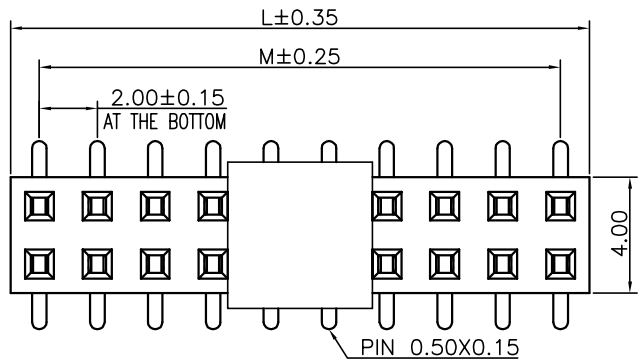
E

D

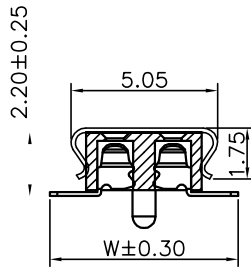
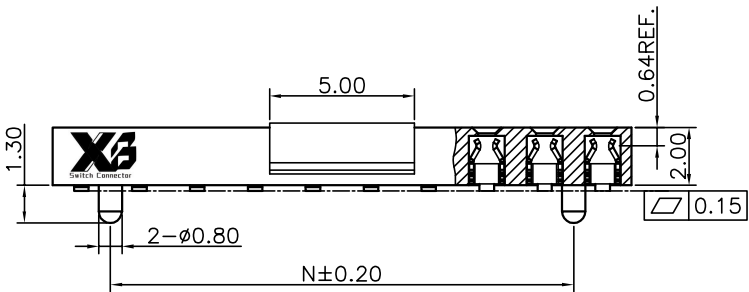
C

B

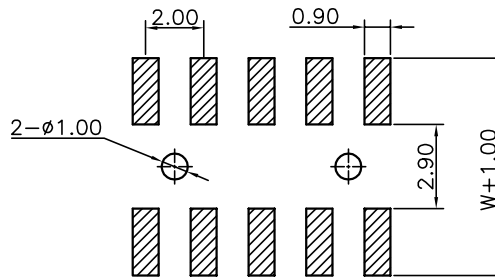
A



Specifications
 Current Rating:2.0Amp
 Insulation Resistance:1000MΩMin.
 Dielectric Withstanding Voltage:500VAC
 Contact Resistance:20mΩMax.
 Operating Temperature:-40°C to +105°C
 Materials
 Contact Material:Phosphor Bronze
 Insulator Material:
 Nylon(High temperature resistance),
 LCP(High temperature resistance),
 UL 94V-0
 All materials must meet XI BANG
 hazardous substances control standards.



Recommended P.C.Board
 Layout
 (Tolerance:±0.05)



No. of PIN/ROW	Dimension Information		
	M	L	N
02	2.00	4.00	---
03	4.00	6.00	2.00
04	6.00	8.00	4.00
05	8.00	10.00	6.00
06	10.00	12.00	8.00
07	12.00	14.00	10.00
08	14.00	16.00	12.00
09	16.00	18.00	14.00
10	18.00	20.00	16.00
11	20.00	22.00	18.00
12	22.00	24.00	20.00
13	24.00	26.00	22.00
14	26.00	28.00	24.00
15	28.00	30.00	26.00
16	30.00	32.00	28.00
17	32.00	34.00	30.00
18	34.00	36.00	32.00
19	36.00	38.00	34.00
20	38.00	40.00	36.00
21	40.00	42.00	38.00
22	42.00	44.00	40.00
23	44.00	46.00	42.00
24	46.00	48.00	44.00
25	48.00	50.00	46.00
26	50.00	52.00	48.00
27	52.00	54.00	50.00
28	54.00	56.00	52.00
29	56.00	58.00	54.00
30	58.00	60.00	56.00
31	60.00	62.00	58.00
32	62.00	64.00	60.00
33	64.00	66.00	62.00
34	66.00	68.00	64.00
35	68.00	70.00	66.00
36	70.00	72.00	68.00
37	72.00	74.00	70.00
38	74.00	76.00	72.00
39	76.00	78.00	74.00
40	78.00	80.00	76.00

Ordering Information

206 - XX XX X XXX C 1 S X

Plastic specifications
 1=Single row
 2=Dual row
 3=Tripe row
 4=Quadruple

Water code

No. of Pins per Row
 02~40

Positioning column information
 A=No locating post
 B=Round post
 C=Square post

Plating code
 01=Tin
 02=Gold Flash
 05=Gold Flash/Tin
 22=Matte Tin

Pin length
 See the drawing

Insulator Material
 R=Nylon(Halogen Free)
 C=LCP

Color
 1=Black
 2=White
 3=Yellow
 E=Beige

Contact Material
 A/S/K/T=Phosphor Bronze

Packing code
 A=Box
 B=Tray
 C=Tube
 D=Tape&Reel
 E=Cap+Tube
 F=Cap+Tape&Reel
 G=Acetate Tape+Tube
 H=Acetate Tape+Tape&Reel

XB 东莞市溪榜电子有限公司
 DONG GUAN XI BANG ELECTRONICS CO., LTD.

GENERAL TOLERANCE	
X.*±5.0°	X.±0.30
.X*±3.0°	.X±0.25
.XX*±2.0°	.XX±0.15
.XXX*±1.0°	.XXX±0.10

DESIGNED:	DATE:
CHECKED:	DATE:
CO SIGNED:	DATE:
APPROVED:	DATE:

DWG. NO.
XB-PM-C-20-206
 PART NO.

TITLE.
 2.00 FEMALE HEADER
 DUAL ROWS SMT TYPE
 HOUSING

1 2 3 4 5 6 7 8 9