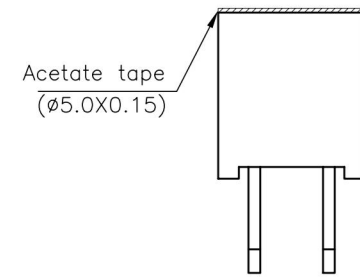
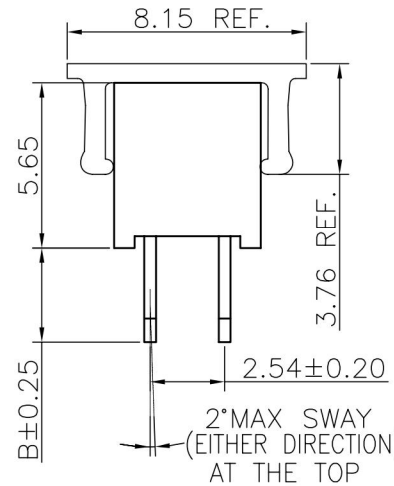
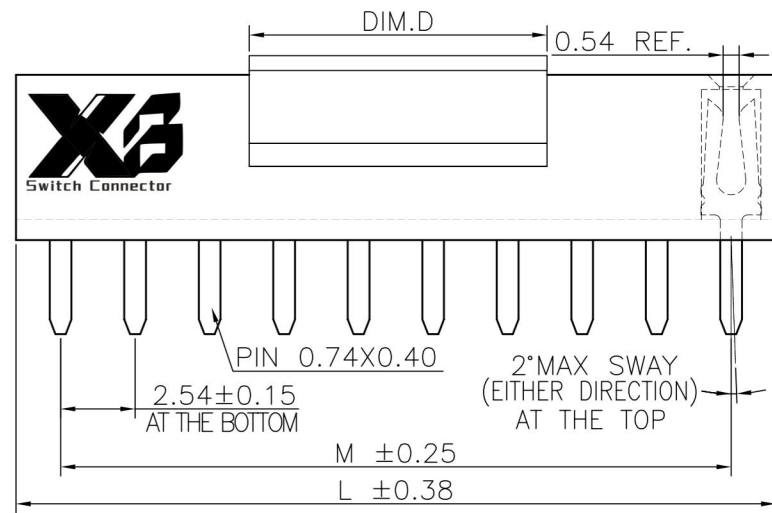



Specifications  
 Current Rating:3.0Amp  
 Insulation Resistance:1000MΩMin.  
 Dielectric Withstanding Voltage:600VAC  
 Contact Resistance:20mΩMax.  
 Operating Temperature:-40°C to +105°C  
 Materials  
 Contact Material:Phosphor Bronze  
 Insulator Material:  
 PBT(Not resistant to high temperature),  
 Nylon(High temperature resistance),  
 LCP(High temperature resistance),  
 UL 94V-0  
 All materials must meet XI BANG  
 hazardous substances control standards.

Dim.D	NOTE
4.00mm	02~03Pin
10.15mm	04~40Pin



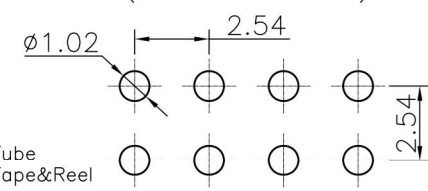
No. of PIN/ROW	Dimension Information	
	M	L
02	2.54	5.58
03	5.08	8.12
04	7.62	10.66
05	10.16	13.20
06	12.70	15.74
07	15.24	18.28
08	17.78	20.82
09	20.32	23.36
10	22.86	25.90
11	25.40	28.44
12	27.94	30.98
13	30.48	33.52
14	33.02	36.06
15	35.56	38.60
16	38.10	41.14
17	40.64	43.68
18	43.18	46.22
19	45.72	48.76
20	48.26	51.30
21	50.80	53.84
22	53.34	56.38
23	55.88	58.92
24	58.42	61.46
25	60.96	64.00
26	63.50	66.54
27	66.04	69.08
28	68.58	71.62
29	71.12	74.16
30	73.66	76.70
31	76.20	79.24
32	78.74	81.78
33	81.28	84.32
34	83.82	86.86
35	86.36	89.40
36	88.90	91.94
37	91.44	94.48
38	93.98	97.02
39	96.52	99.56
40	99.06	102.10

### Ordering Information

**XB-PM-A-254-205**

- Plastic specifications
  - 1=Single row
  - 2=Dual row
  - 3=Tripe row
  - 4=Quadruple
- Water code
- No. of Pins per Row 02~40
- Positioning column information
  - A=No locating post
  - B=Round post
  - C=Square post
- Plating code
  - 01=Tin
  - 02=Gold Flash
  - 05=Gold Flash/Tin
  - 22=Matte Tin
- Pin length See the drawing
- Insulator Material
  - A=PBT
  - R=Nylon(Halogen Free)
  - C=LCP
- Color
  - 1=Black
  - 2=White
  - 3=Yellow
  - E=Beige
- Contact Material A/S/K/T=Phosphor Bronze
- Packing code
  - A=Box
  - B=Tray
  - C=Tube
  - D=Tape&Reel
  - E=Cap+Tube
  - F=Cap+Tape&Reel
  - G=Acetate Tape+Tube
  - H=Acetate Tape+Tape&Reel

### Recommended P.C.Board Layout (Tolerance:±0.05)



<b>东莞市溪榜电子有限公司</b> DONG GUAN XI BANG ELECTRONICS CO., LTD.	GENERAL TOLERANCE			DWG. NO. <b>XB-PM-A-254-205</b>	TITLE. <b>2.54 FEMALE HEADER          DUAL ROWS DIP TYPE          CONNECTOR</b>
	REV. 01	UNIT. mm			
PAGE. 1/1 				PART NO. <b>XB-PM-A-254-205</b>	