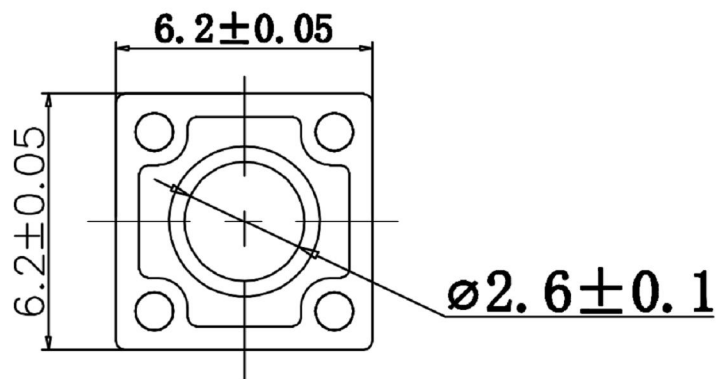
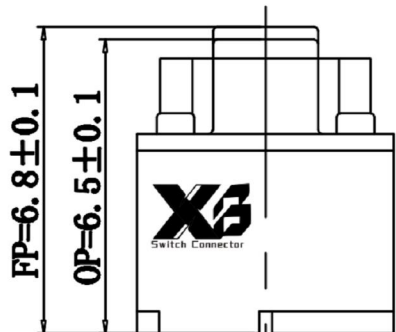
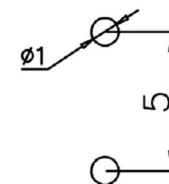


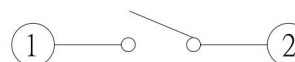
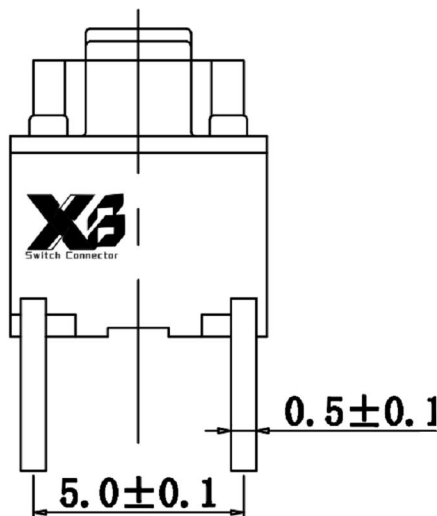
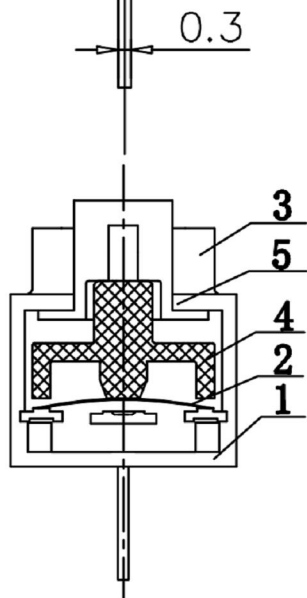
ROHS



安装孔位图



PCB LAYOUT MOUNTING PATTERN



CIRCUIT DIAGRAM

SPECIFICATIONS

Rating	DC 12V 50mA
Contact Resistance	100mΩ Max.
Travel	0.3 ± 0.1mm
Operating Force	60gf 70gf 80gf 90gf
Operating Life(cycles)	100,000

序号	编号	材料	数量	材料
5	HS#6.0428.070-5	按钮	1	POM
4	HS#6.0428.332-4	按垫	1	橡胶
3	HS#6.0428.225-3	盖板	1	PPA(黑)
2	HS#6.0428.005-2	簧片	1	单面银不锈钢0.06mm
1	HS#6.0428.043-1	底座组	1	PPA(黑) 黄铜带H65Y0.3mm

The material contained in this drawing is the property of XiBang. Any use other than that specifically authorized by XiBang is prohibited. The above drawing is subjected to change for improvement without prior notice.



东莞市溪榜电子有限公司
DONG GUAN XI BANG ELECTRONICS CO., LTD

TITLE : XB TACT SWITCH

MODEL : XB-TS-2DV-068 鼠标轻触开关有声/无声 6.2x6.2x6.8



TOLERANCE
≤1.5mm ± 0.1
> 1.5mm ± 0.2
>=10.0mm ± 0.3

ANGLE TOL
± 2°

UNIT : MM	DWN.	DATE
SCALE : 5 : 1	CHK'D	DATE
VERSION : 01	APPD.	DATE

NO.	PART NAME	MATERIAL	QTY.	FINISHING
8	REEL	PS	1	BLUE
7	CARRIER	PS	1	CLEAR
6	COVER TAPE	PS	1	CLEAR
5	CONTACT	PBS STRIP	1	Ag CLAD
4	COVER	IRON STRIP	1	Ni PLATED
3	CASE	NYLON	1	BLACK
2	TERMINAL	BRASS STRIP	2	Ag PLATED
1	KNOB	NYLON	1	BLACK