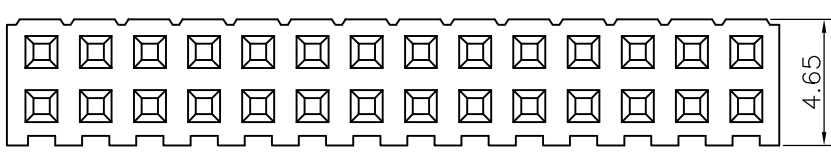


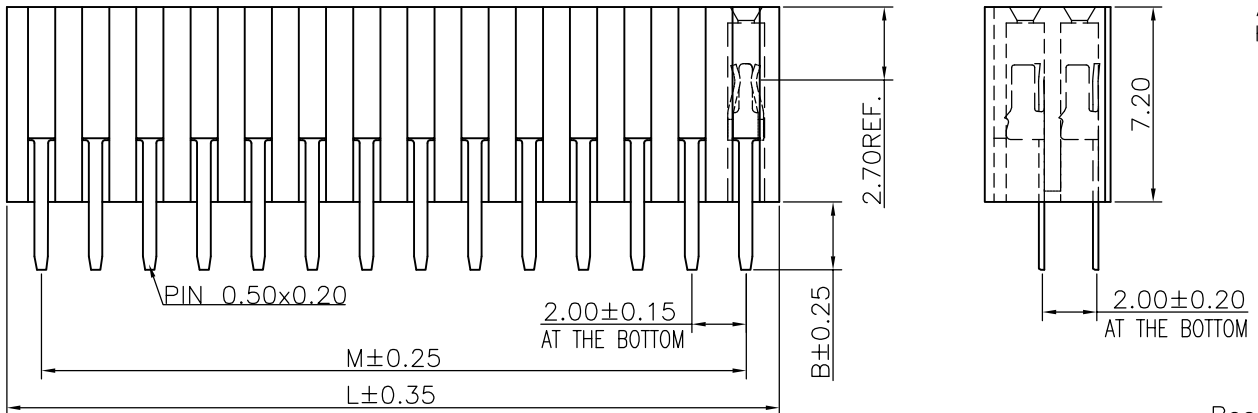
1 2 3 4 5 6 7 8 9

F
E
D
C
B
A

F
E
D
C
B
A



Specifications
 Current Rating:2.0Amp
 Insulation Resistance:1000MΩMin.
 Dielectric Withstanding Voltage:500VAC
 Contact Resistance:20mΩMax.
 Operating Temperature:-40°C to +105°C
 Materials
 Contact Material:Phosphor Bronze
 Insulator Material:
 PBT(Not resistant to high temperature),
 Nylon(High temperature resistance),
 LCP(High temperature resistance),
 UL 94V-0
 All materials must meet Greenconn
 hazardous substances control standards.



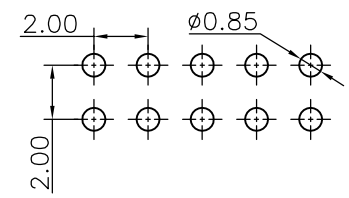
No. of PIN/ROW	Dimension Information	
	M	L
02	2.00	4.50
03	4.00	6.50
04	6.00	8.50
05	8.00	10.50
06	10.00	12.50
07	12.00	14.50
08	14.00	16.50
09	16.00	18.50
10	18.00	20.50
11	20.00	22.50
12	22.00	24.50
13	24.00	26.50
14	26.00	28.50
15	28.00	30.50
16	30.00	32.50
17	32.00	34.50
18	34.00	36.50
19	36.00	38.50
20	38.00	40.50
21	40.00	42.50
22	42.00	44.50
23	44.00	46.50
24	46.00	48.50
25	48.00	50.50
26	50.00	52.50
27	52.00	54.50
28	54.00	56.50
29	56.00	58.50
30	58.00	60.50
31	60.00	62.50
32	62.00	64.50
33	64.00	66.50
34	66.00	68.50
35	68.00	70.50
36	70.00	72.50
37	72.00	74.50
38	74.00	76.50
39	76.00	78.50
40	78.00	80.50

Ordering Information

XB-PM-A-20-203

Recommended P.C.Board Layout

(Tolerance:±0.05)



- Plastic specifications
 - 1=Single row
 - 2=Dual row
 - 3=Tripe row
 - 4=Quadruple
- Water code
- No. of Pins per Row 02~40
- Positioning column information
 - A=No locating post
 - B=Round post
 - C=Square post
- Pin length See the drawing
- Plating code
 - 01=Tin
 - 02=Gold Flash
 - 05=Gold Flash/Tin
 - 22=Matte Tin
- Insulator Material
 - A=PBT
 - R=Nylon(Halogen Free)
 - C=LCP
- Color
 - 1=Black
 - 2=White
 - 3=Yellow
 - E=Beige
- Contact Material
 - A/S/K/T=Phosphor Bronze
- Packing code
 - A=Box
 - B=Tray
 - C=Tube
 - D=Tape&Reel

XB 东莞市溪榜电子有限公司
 Switch Connector DONG GUAN XI BANG ELECTRONICS CO., LTD.

GENERAL TOLERANCE	
X.*±5.0°	X.±0.30
.X*±3.0°	.X±0.25
.XX*±2.0°	.XX±0.15
.XXX*±1.0°	.XXX±0.10

DESIGNED:	DATE:
CHECKED:	DATE:
CO SIGNED:	DATE:
APPROVED:	DATE:

DWG. NO.	XB-PM-A-20-203
PART NO.	XB-PM-A-20-203

TITLE:
 2.00 FEMALE HEADER
 DUAL ROWS DIP TYPE
 BASE 7.20H

1 2 3 4 5 6 7 8 9

