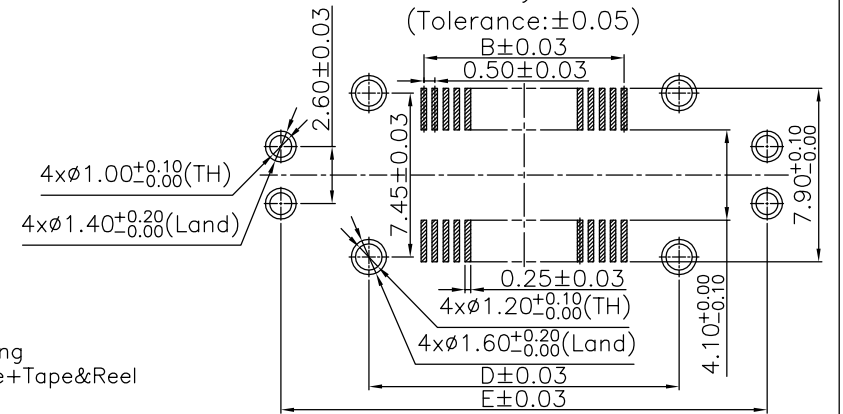
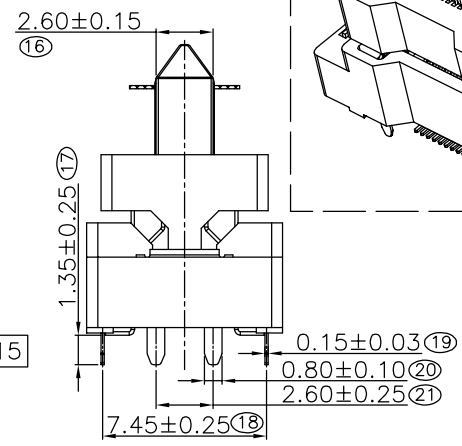
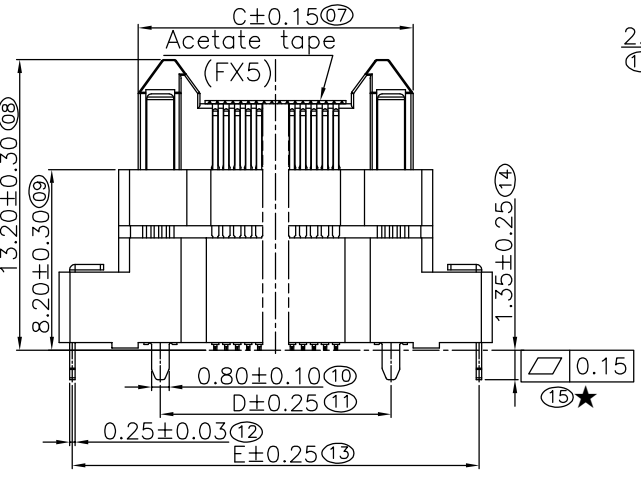
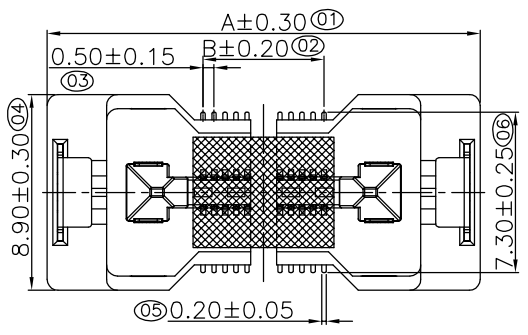
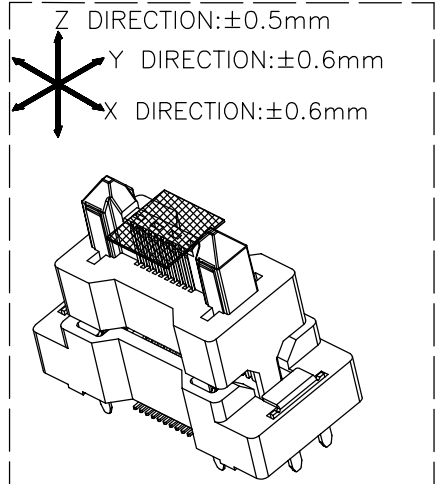


| No. of contacts | Dimension Information |       |       |       |       |      |
|-----------------|-----------------------|-------|-------|-------|-------|------|
|                 | A                     | B     | C     | D     | E     | F    |
| 2x10            | 18.70                 | 4.50  | 11.50 | 9.50  | 17.50 | 5.0  |
| 2x20            | 23.70                 | 9.50  | 16.50 | 14.50 | 22.50 | 10.0 |
| 2x30            | 28.70                 | 14.50 | 21.50 | 19.50 | 27.50 | 10.0 |
| 2x40            | 33.70                 | 19.50 | 26.50 | 24.50 | 32.50 | 10.0 |
| 2x50            | 38.70                 | 24.50 | 31.50 | 29.50 | 37.50 | 10.0 |
| 2x60            | 43.70                 | 29.50 | 36.50 | 34.50 | 42.50 | 10.0 |

Specifications  
 Current capacity:  
 Signal contact:0.5A/pin. Power contact:3A/pin.  
 Insulation Resistance:Signal part:100MΩ.  
 Power part:1000MΩ.  
 Dielectric Withstanding Voltage:Signal part:at AC 150Vfor 1 minute.  
 Power part:at AC 600V for 1 minute.  
 Contact Resistance:Signal part:70mΩ.  
 Power part:20mΩ.  
 Operating Temperature:-55°C to +105°C.  
 Materials  
 Contact Material:Copper alloy.  
 Insulator Material:High Temperature Thermoplastic, UL 94V-0 LCP or the equivalent material  
 ☆ All materials must meet GREENCONN hazardous substances control standards.  
 "★": Critical Characteristics, indicates product characteristics, functionalities, and manufacturing processes regarding to customer's specifications  
 "☆": Safety Features indicates product characteristics, functionalities, and manufacturing processes complying to legal regulations stated by local government



## Ordering Information

### XB-GGAC-203-A002

No. of Pins per Row Standard Plating Insulator Material Color Contact Material Standard Packing  
 10,20,30,40,50,60 02=Gold Flash C=LCP 1=Black G=Multiple materials H=Acetate Tape+Tape&Reel  
 09=3u"AU/Gold Flash

**东莞市溪榜电子有限公司**  
 DONG GUAN XI BANG ELECTRONICS CO., LTD.  
 Switch Connector

| GENERAL TOLERANCE |           |
|-------------------|-----------|
| X.*±5.0°          | X.±0.30   |
| .X*±3.0°          | .X±0.25   |
| .XX*±2.0°         | .XX±0.15  |
| .XXX*±1.0°        | .XXX±0.10 |

|           |       |
|-----------|-------|
| DESIGNED: | DATE: |
| CHECKED:  | DATE: |
| APPROVED: | DATE: |

DWG. NO.  
**XB-GGAC-203-A002**  
 PART NO.  
**XB-GGAC-203-A002**

TITLE.  
 0.5mm PITCH Male  
 BTB FLOATING  
 CONNECTOR Matting  
 H=15mm