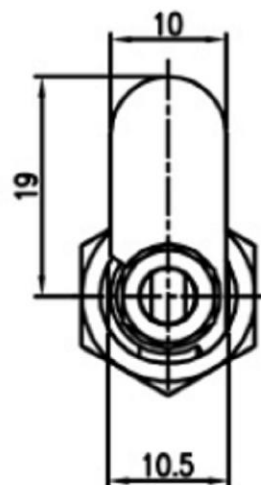
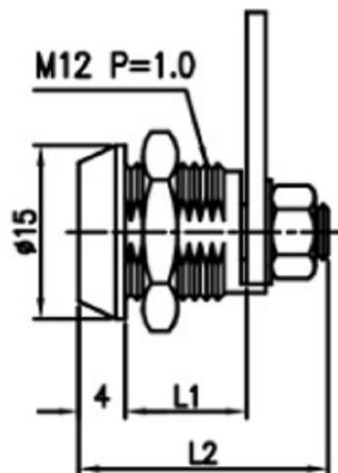
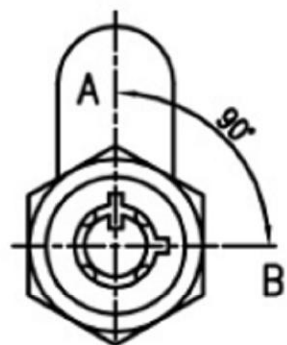


# ROHS

Unit: mm



Recommended hole size

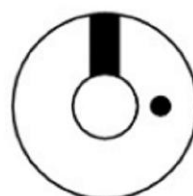


Fig.1

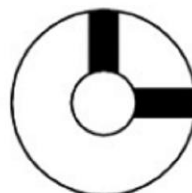



Fig.2



Mechanical key switch

C520UZZ zinc alloy die cast housing and cylinder.  
C520M and C520L brass housing and cylinder.  
Bright chrome plated standard.  
4 pin tumbler mechanism.  
Steel made tubular keys, nickel plated.  
Cam is affixed by nut.  
Hex nut mounted.

Fig No	Lock Number	Positions	Key Pulls	Turn
1	C520UZZ-1	2	1	90°
1	C520M-1	2	1	90°
1	C520L-1	2	1	90°
2	C520UZZ-2	2	2	90°
2	C520M-2	2	2	90°
2	C520L-2	2	2	90°

Sizes	L1	L2
UZZ	10.5	21.1
M	13	23.6
L	16	26.6

The material contained in this drawing is the property of XiBang. Any use other than that specifically authorized by XiBang is prohibited. The above drawing is subjected to change for improvement without prior notice.



东莞市溪榜电子有限公司  
DONG GUAN XI BANG ELECTRONICS CO., LTD

TITLE : XB KEY SWITCH ELECTRONIC LOCK

MODEL : XB-C-520UZZ



TOLERANCE  
≤1.5mm±0.1  
> 1.5mm±0.2  
>10mm±0.3

ANGLE  
±2°

UNIT : MM	DWN.	ZENQ. CHEN	DATE	
SCALE : 3 : 1	CHK'D	PENG. GAO	DATE	
VERSION	01	APPD.	FEI. LONG. HE	DATE

NO.	PART NAME	MATERIAL	QTY.	FINISHING
7	SPRING	STEEL WIRE	1	NATURE
6	STEEL BALL	STEEL	1	NATURE
5	BOARD	PHENOLIC RESIN	1	NATURE
4	CONTACT CLIP	PBS STRIP	2	Ag PLATED
3	FRAME	IRON STRIP	1	Ni PLATED
2	TERMINAL	BRASS STRIP	8	Ag PLATED
1	KNOB	POM	1	BLACK