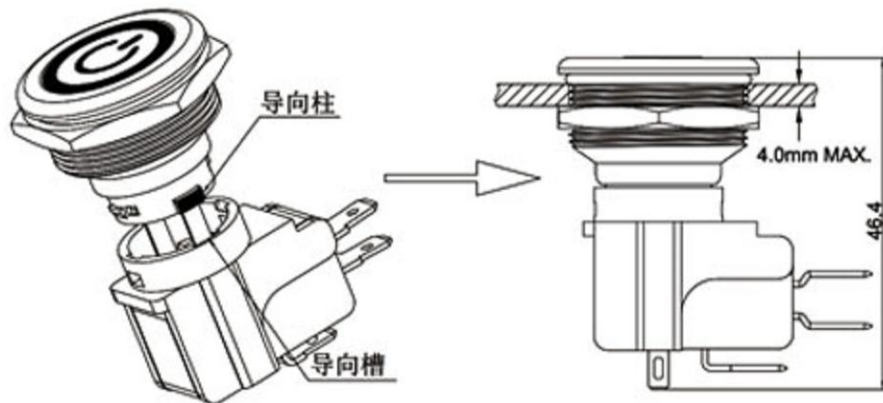


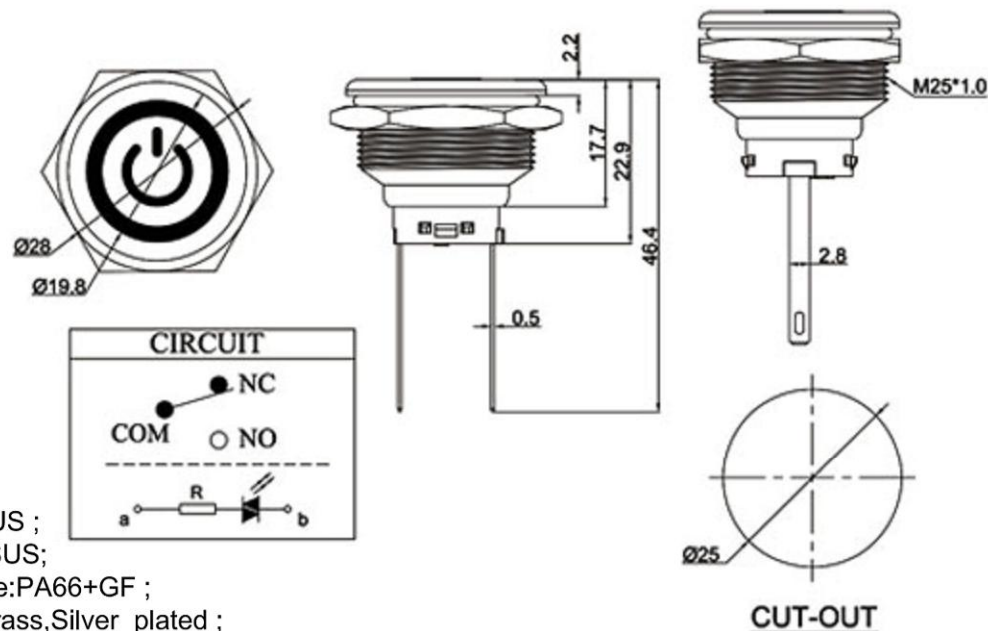
# 装配步骤



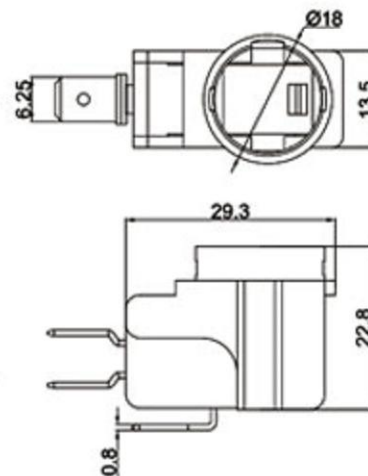
## 装配步骤:

1. 将固定部件装配到面板上，用螺母进行固定。
2. 将功能部件导向柱与固定部件导向槽对应后进行装配。
3. 装配后产品总高度如图所示。

# 固定部件



# 功能部件



## LED Specifications

# ROHS

### 产品规格:

#### SPECIFICATIONS

- Rating: 16A 250VAC ;16A125VAC ;
- Degree of protection:IP65;
- Contact Resistance: 50mΩ Max. ;
- Dielectric Strength:1500VAC For 1 minute ;
- Total Travel: 3.5±0.5mm ;
- Operating Force:350±100gf;
- Mechanical Life:50,000 cycles ;
- Load Life:10,000 cycles ;
- Operating Temperature:-20°C~ 70°C;
- Function:Momentary

### 应用领域:

- Outdoor Controls ·户外控制
- Security Equipment ·安全设备
- Medical Equipment ·医疗设备
- Food Processing Equipment ·食品加工设备
- Military Equipment ·军用设备
- Industrial Machinery ·工业机械
- Transportation: Mass-Transit, Lift Trucks
- 运输: 大众运输, 起重卡车

W6	白色	5.0	6.0	9.0	15
U6	蓝色	5.0	6.0	9.0	15
G6	纯绿色	5.0	6.0	9.0	15
Y6	黄色	5.0	6.0	9.0	15
R6	红色	5.0	6.0	9.0	15
W3	白色	2.8	3.0	3.4	15
U3	蓝色	2.8	3.0	3.4	15
G3	纯绿色	2.8	3.0	3.4	15
Y2	黄色	1.8	2.0	2.4	15
R2	红色	1.8	2.0	2.4	15
灯发光颜色 X Emitted color X	最小	一般	最大	额定 电流 (mA)	
降压方式	采用3V灯, 需内置电阻			顺向电压(V)	

### MATERIAL:

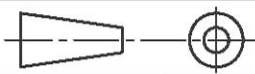
- Actuator: SUS ;
- Top Base: SUS;
- Buttom Base:PA66+GF ;
- Terminal: Brass,Silver plated ;
- Nut: Brass, Ni plated .

The material contained in this drawing is the property of XiBang. Any use other than that specifically authorized by XiBang is prohibited. The above drawing IS subjected to change for improvement without prior notice.

## 东莞市溪榜电子有限公司 DONG GUAN XI BANG ELECTRONICS CO., LTD

TITLE : METAL PUHS BUTTON SWITCH

MODEL : XB-PSM25-13M-P-PU6-S0



TOLERANCE  
<=1.5mm±0.1  
> 1.5mm±0.2  
>=10mm±0.3

ANGLE  
±2°

UNIT : MM	DWN.	ZENQ. CHEN	DATE	
SCALE : 3 : 1	CHK'D	PENG. GAO	DATE	
VBRSION	01	APPD.	FEI. LONG. HE	DATE

7	SPRING	STEEL WIRE	1	NATURE
6	STEEL BALL	STEEL	1	NATURE
5	BOARD	PHENOLIC RESIN	1	NATURE
4	CONTACT CLIP	PBS STRIP	2	Ag PLATED
3	FRAME	IRON STRIP	1	Ni PLATED
2	TERMINAL	BRASS STRIP	8	Ag PLATED
1	KNOB	POM	1	BLACK
NO.	PART NAME	MATERIAL	QTY.	FINISHING



Switch Connector