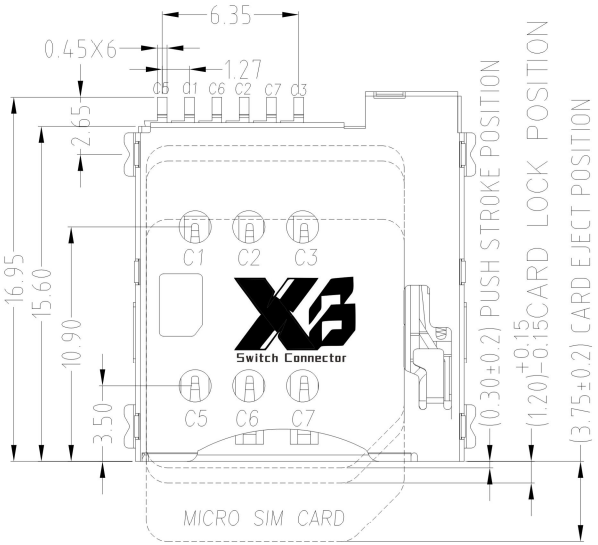

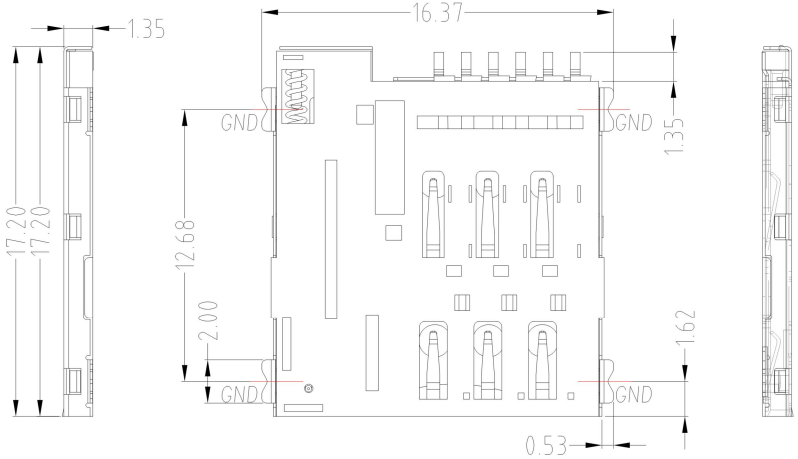



PCB LAYOYT

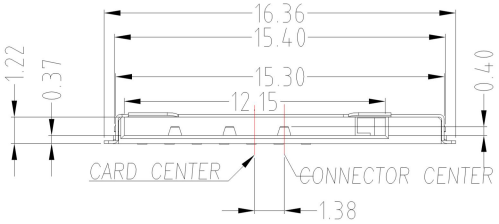

SIM pin assignment	
PIN#	Name
C1	VCC
C2	RST
C3	CLK
C5	GND
C6	VPP
C7	I/O

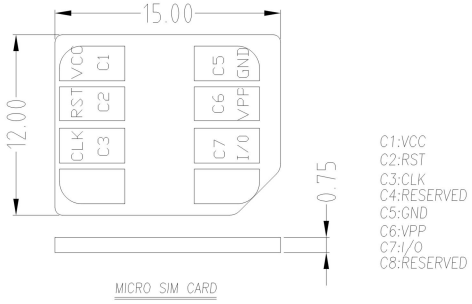

SPECIFICATION

Electrical :

1.Current Rating: 0.5A

2.Voltage Rating: 125V AC/DC

3.Contact Resistance: 100 mΩ Max.

4.Insulation Resistance: 1000 MΩ Min.

Environmental:

1.Operating Temperature: -20˚C ~ +60˚C.

Material:

1.Housing: LCP

2.Contact: Copper Alloy

3.Shell: Stainless Steel

Finish:

1.Contact: Plated Gold in Mating Area ;
Tin Plated on Solder Balls ;
Nickel under plated overall

2.Shell: Nickel under Plated surface layer

ITEM NO.	DESCRIPTION	DRAWN	DATE
6	更新尺寸	Jack	092619
5	更新圖面	Jack	092319
4	更新樣式	Jack	011119
3	更新料號及卡樣式	Jack	100318
2	更新料號及卡樣式	Jack	091918
1	更新尺寸標示	Jack	080718

东莞市溪榜电子有限公司
DONG GUAN XI BANG ELECTRONI CS CO., LTD.

TOLERANCE UNLESS OTHERWISE STATED : Up to 5 ±0.2; Above 5 ~ 15 ±0.3; Above 15 ~ 30 ±0.4; Above 30 ~ 50 ±0.5; Angle ±0.3°

3RD. ANGEL'S | UNITS | MM

DRAWN BY: Jack Lu	DATE 09/26/19	MAT'L	
CHECKED BY: Jacky Chen	DATE 09/26/19	FINISH	
APPROVED BY: Tony Kao	DATE 09/26/19	SCALE 1 : 1	SHEET NO. 1 of 1

TITLE	CONNECTOR		
MODLE	MICRO SIM PUSH. H1.35		
DWG NO.	MSIM-0121A07-S267	SIZE	A4
PART NO.	MSIM-0121A07-S267	VER	R6