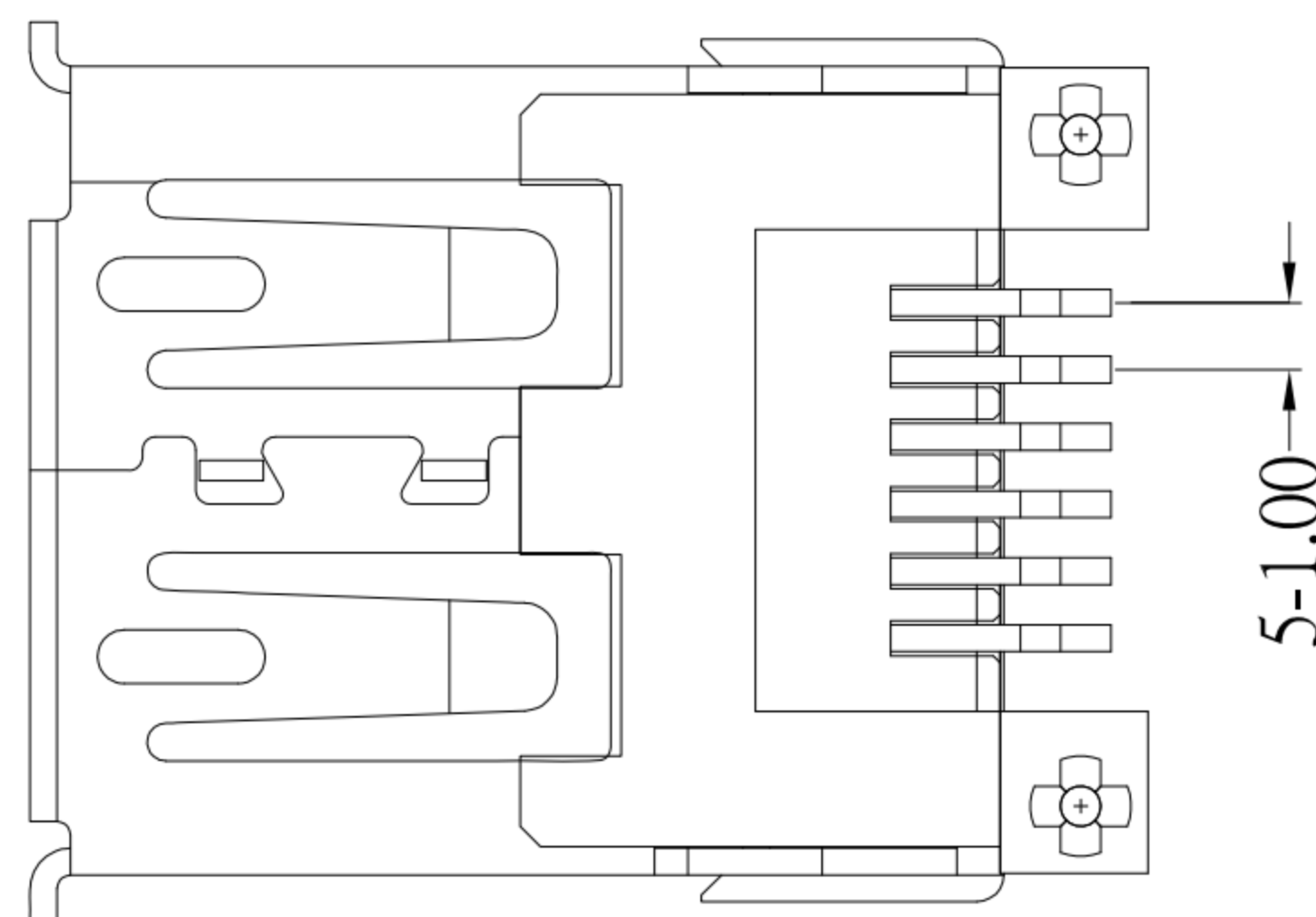
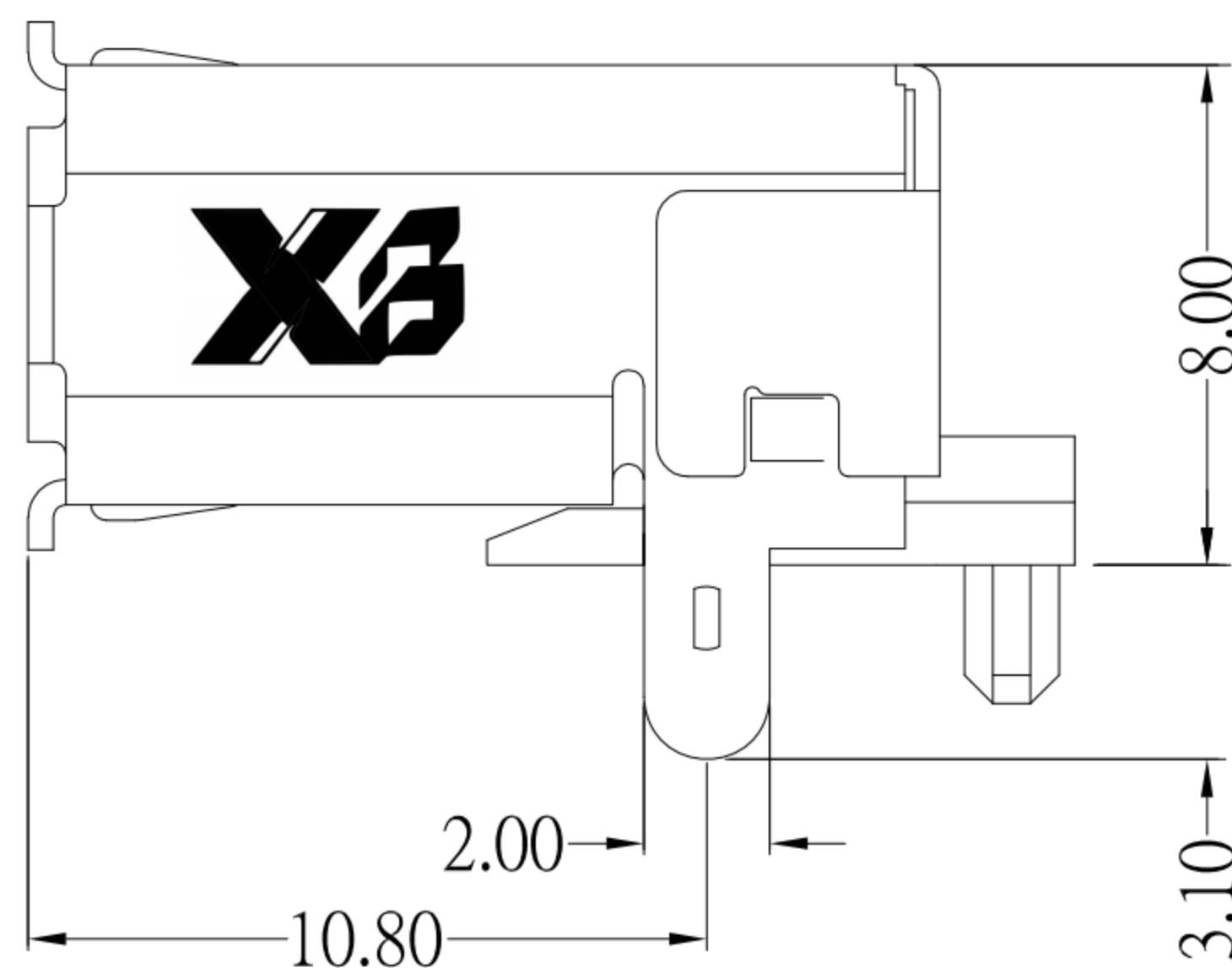
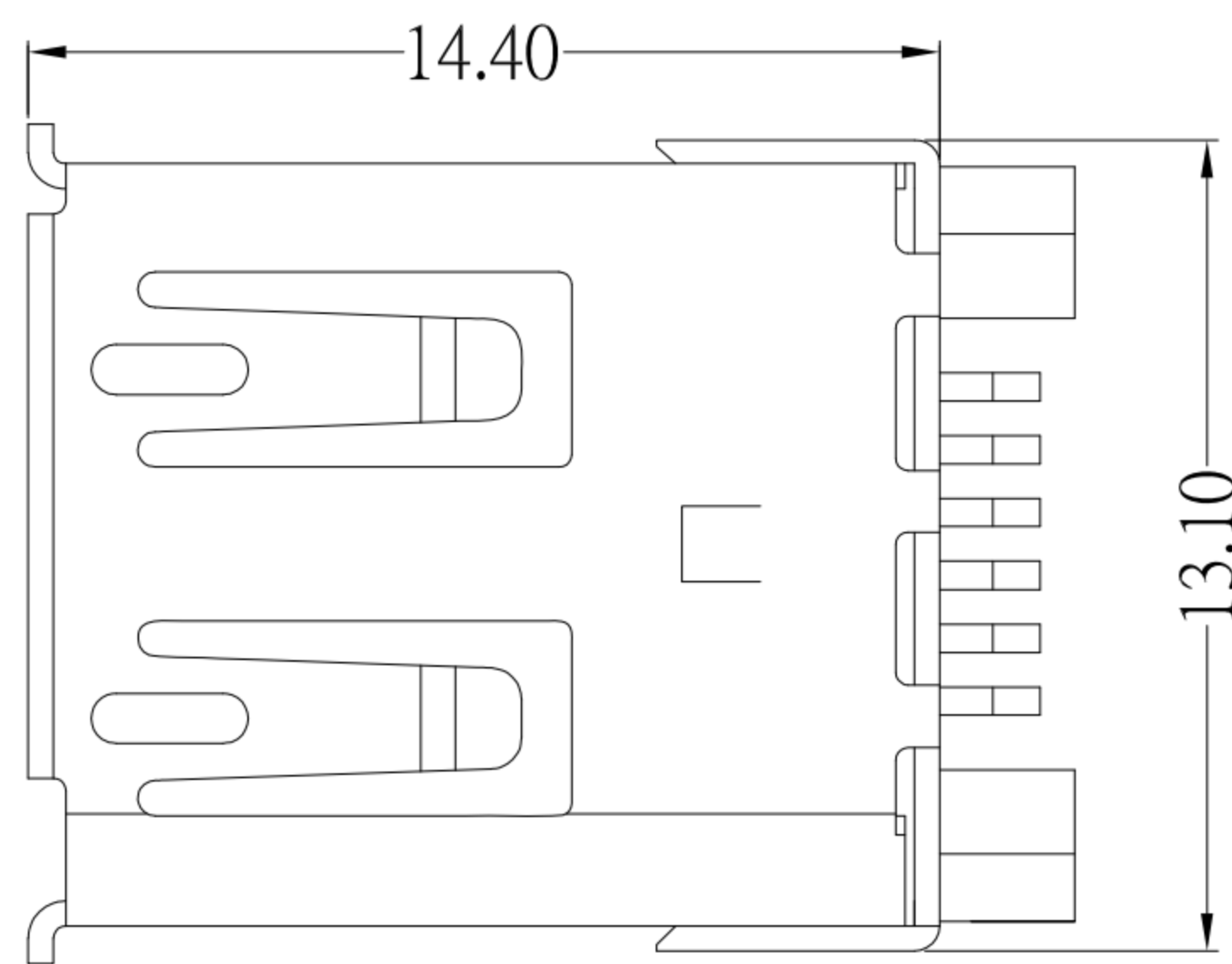


P.C.B LAYOUT MOUNTING PATTERN



SPECIFICATIONS

Electrical:

- 1.Current Rating: 1.0A / contact terminal
- 2.Voltage Rating: 30V DC
- 3.Contact Resistance: 50 milliohms Max
- 4.Dielectric Withstanding Voltage:
300 V AC AT Sec Level
- 5.Insulation Resistance: 100 MEGA ohms Min

Mechanical:

- 1.Connector Mate and Unmate Force
Mate force: 3.0 kgf (Max)
Unmate force: 0.7 kgf (Min)
- 2.Terminal Retention: 0.5 kgf (Min)

Material:

- 1.Housing:
High Temperature Thermal Plastics,
UL 94V-0 , LCP , Black
- 2.Contact: Brass
- 3.Shell: Brass

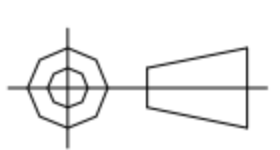
Finish:

- 1.Contact: Plated Gold in Mating Area;
Tin on Solder Balls
Nickel under plated overall
- 2.Shell: Nickel Plating



TOLERANCE UNLESS OTHERWISE STATED:
Up to 5 ±0.2
Above 5 ~ 15 ±0.3
Above 15 ~ 30 ±0.4
Above 30 ~ 50 ±0.5
Angle ±0.3°

3RD. ANGEL'S



UNITS MM

DRAWN BY:	DATE	MAT'L	TITLE	CONNECTOR
Jack Lu	05/14/13			
CHECKED BY:	DATE	FINISH	MODLE	1394 6PF R/A SMT
Jacky Chen	05/14/13			
APPROVED BY:	DATE	SCALE	DWG NO.	SUC-1394H-6P-S175
Tony Kao	05/14/13	1 : 1	PART NO.	SUC-1394H-6P-S175
SHEET NO.	1 of 1			

ITEM NO.	DESCRIPTION	DRAWN	DATE