



SPECIFICATIONS

Electrical:

- 1.Current Rating: 1.5A / contact terminal
- 2.Voltage Rating: 30V DC
- 3.Contact Resistance: 30 milliohms Max
- 4.Dielectric Withstanding Voltage: 500 V AC AT Sec Level
- 5.Insulation Resistance: 1,000 MEGA ohms Min

Mechanical:

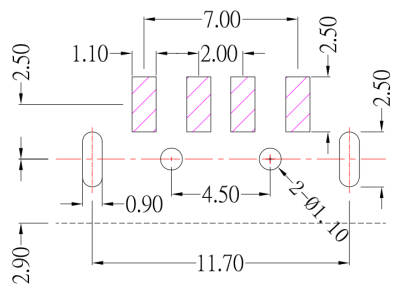
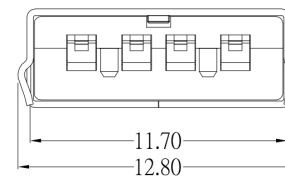
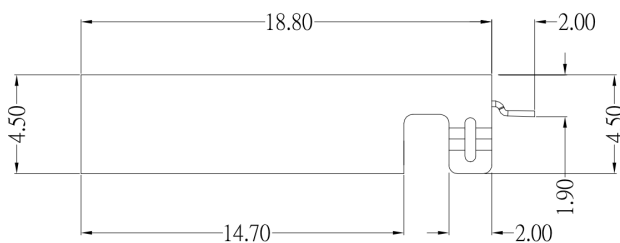
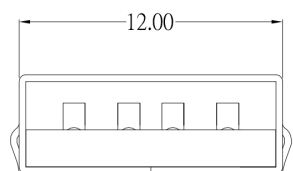
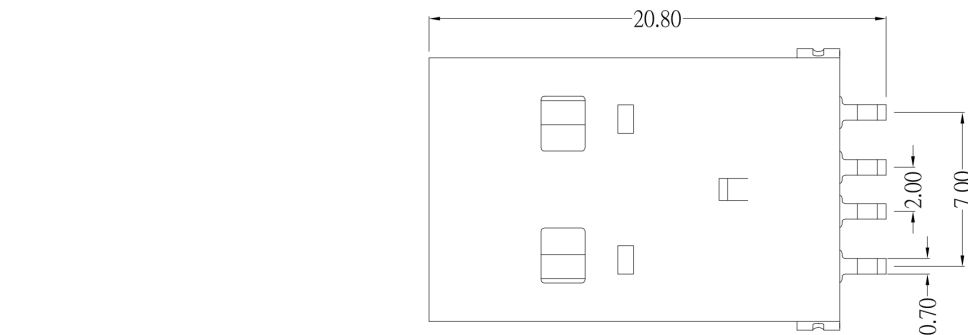
- 1.Connector Mate and Unmate Force
Mate force: 3.57 kgf (Max)
Unmate force: 1.02 kgf (Min)
- 2.Terminal Retention: 1.2 kgf (Min)

Material:

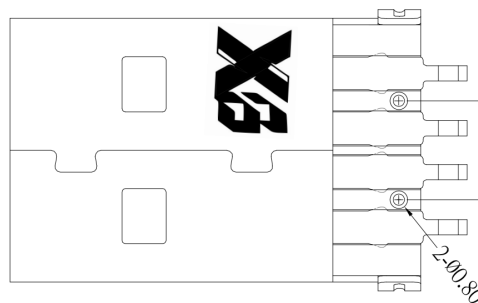
- 1.Housing: High Temperature Thermal Plastics, UL 94V-0 , PBT/LCP , Black /White
 - 2.Contact: Brass
 - 3.Shell: SPCC
- #### Finish:
- 1.Contact: Plated Gold over Nickel in Mating Area;
Plated Tin over Nickel on Solder Balls
 - 2.Shell: Nickel Plating

SUA-112M2-C-x-x-S175

鍍層厚度:	COLOR :
Blank : 1u"	Black: B
2 : 15u"	White : W
3 : 30u"	



P.C.B LAYOUT MOUNTING PATTERN



东莞市溪榜电子有限公司
 Dong Guan Xi Bang Electronics Co., Ltd
 Switch Connector

TOLERANCE UNLESS OTHERWISE STATED:	Up to 5 ±0.2	5 ~ 15 ±0.3	Above 15 ~ 30 ±0.4	Above 30 ~ 50 ±0.5	Angle ±0.3
	3RD. ANGEL'S				
	UNITS	MM			

DRAWN BY:	DATE	MAT'L	TITLE	CONNECTOR
Jack Lu	03/28/13		MODLE	USB AM SMT 沉板
CHECKED BY:	DATE	FINISH	DWG NO.	SUA-112M2-C-x-x-S175
Jacky Chen	03/28/13	SCALE	1 : 1	PART NO.
APPROVED BY:	DATE	SHEET NO.	1 of 1	SUA-112M2-C-x-x-S175
Tony Kao	03/28/13			
				SIZE
				A4
				VER
				A0