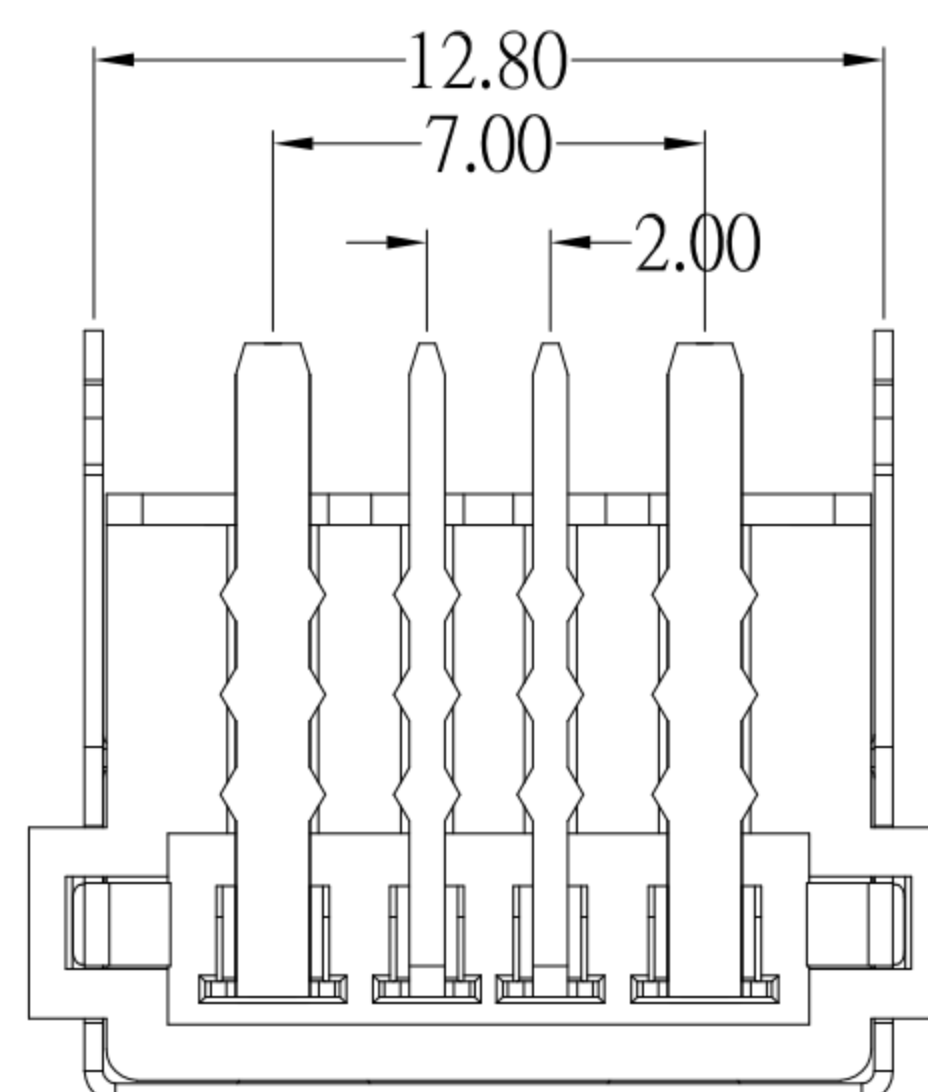
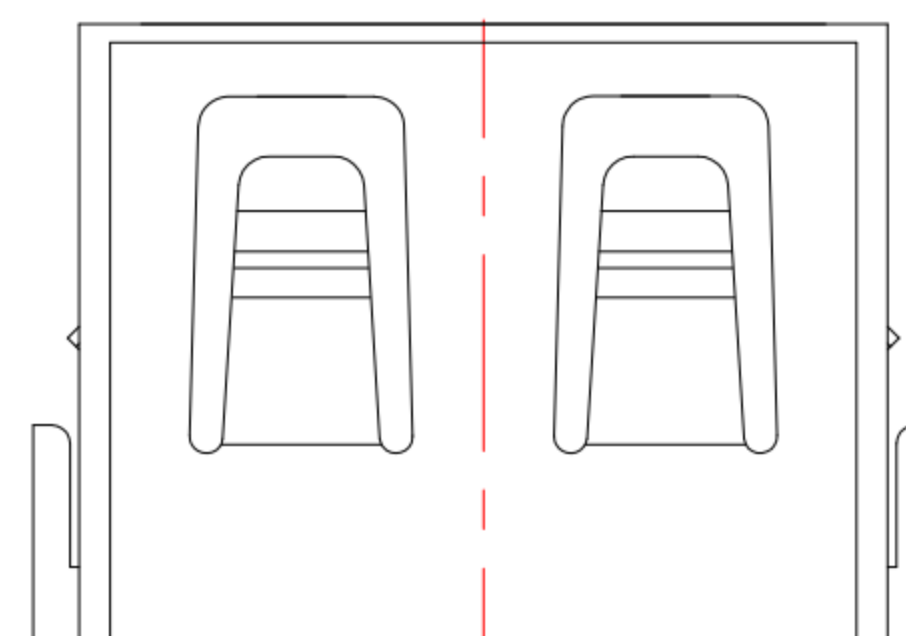
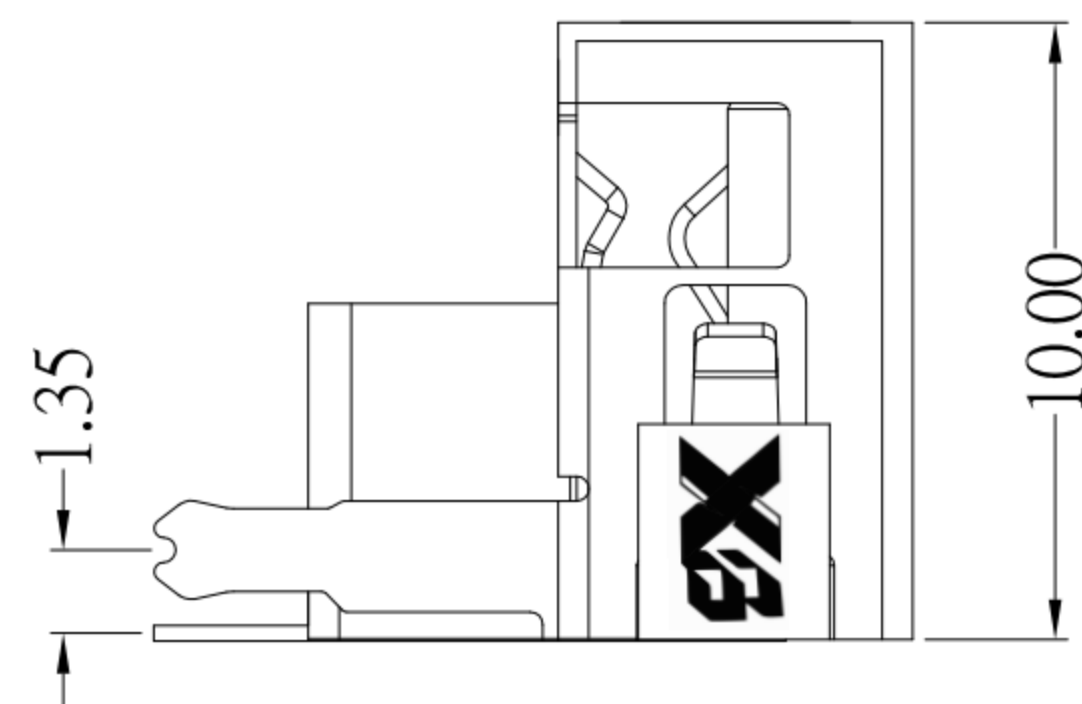
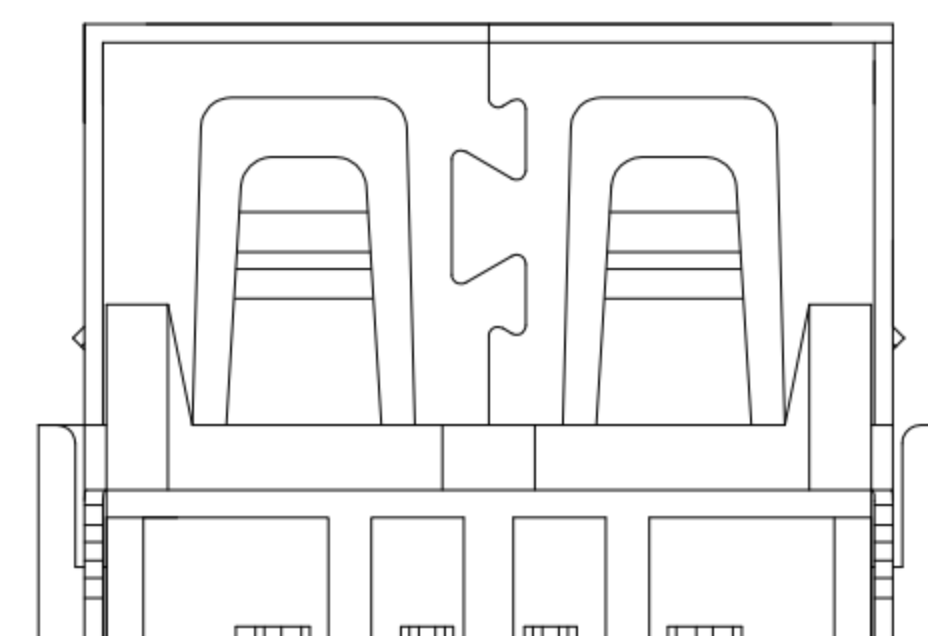


**P.C.B LAYOUT MOUNTING PATTERN**



**SUA-110H58I-x-S236**

COLOR :

- Black: B
- White : W

**SPECIFICATIONS**

**Electrical:**

- 1.Rating: 5.0A , 30V DC
- 2.Contact Resistance: 30 mΩ Max
- 3.Dielectric Withstanding Voltage: 500 V AC
- 4.Insulation Resistance: 1000 MΩ Min

**Mechanical:**

- 1.Connector Mate and Unmate Force
  - 1.1 Mate force: 35 N (Max)
  - 1.2 Unmate force: 10N (Min)

**Material:**

- 1.Housing: PBT
- 2.Contact: Brass
- 3.Shell: SPCC

**Finish:**

- 1.Contact: Plated Gold in Mating Area ;  
Tin Plated on Solder Balls ;  
Nickel under plated overall
- 2.Shell: Nickel under Plated surface layer

2	新增尺寸	Jack	011521
1	新增PCB LAYOUT尺寸及新增顏色選項	Jack	011421
ITEM NO.	DESCRIPTION	DRAWN	DATE

**XB 东莞市溪榜电子有限公司**  
 Switch Connector DONG GUAN XI BANG ELECTRONICS CO., LTD

TOLERANCE UNLESS OTHERWISE STATED :  
 Up to 5 ±0.2  
 Above 5 ~ 15 ±0.3  
 Above 15 ~ 30 ±0.4  
 Above 30 ~ 50 ±0.5  
 Angle ±0.3°

3RD. ANGEL'S

UNITS MM

DRAWN BY:	DATE	MAT'L	TITLE	CONNECTOR
Jack Lu	01/21/21			
CHECKED BY:	DATE	FINISH	MODLE	USB AF 短體10.0 無捲邊 後2腳 加高H9.8mm 端子腳加寬
Jacky Chen	01/21/21			
APPROVED BY:	DATE	SCALE	DWG NO.	SUA-110H58I-x-S236
Tony Kao	01/21/21	1 : 1		
		SHEET NO.	PART NO.	SUA-110H58I-x-S236
		1 of 1		
				SIZE A4
				VER R