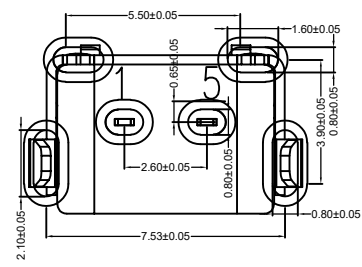
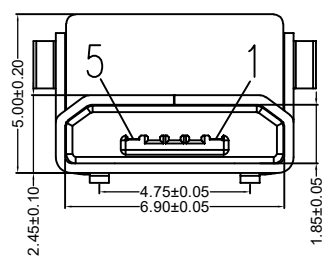


REV.	ECN. NO.	APPD.
A		

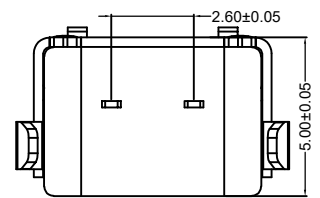
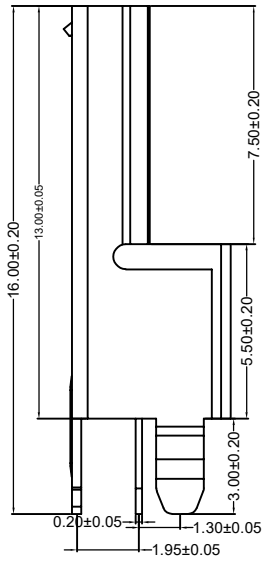
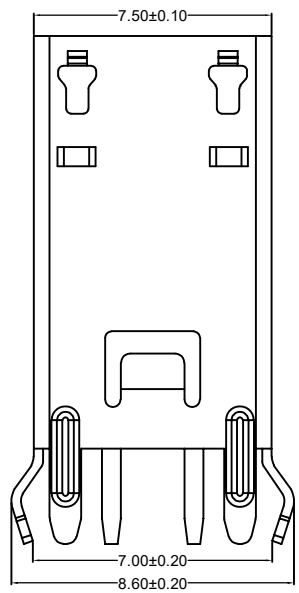
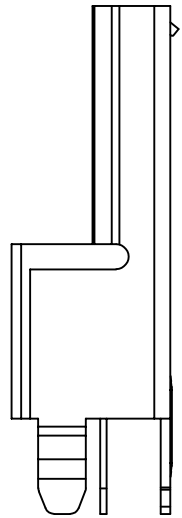


RECOMMENDED PCB LAYOUT

- 备注:
- 产品规格:
 - 1-1. 插入力: 35N MAX.
 - 1-2. 拔出力: 10N MIN. INITIAL 8-20N AFTER 1500 CYCLES
 - 1-3. 额定电流: 1.0A
 - 1-4. 额定电压: 30V
 - 1-5. 耐久性: 1500 CYCLES MIN.
 - 1-6. 耐电压: 100V AC MIN.
 - 1-7. 接触阻抗: 30mΩ MAX. INITIAL; 40mΩ MAX AFTER 1500 CYCLES
 - 1-8. 绝缘电阻: 100MΩ MIN
 - 1-9. 工作温度: -30° TO +80°
 - 材质:
 - 2.1 胶芯: LCP UL94V-0
 - 2.2 端子: C2680R-H, 镍底, GOLD
 - 2.3 外壳: SPCorSUS, 表面镀镍60-100 μ
 - 所用材质须符合RoHS要求
 - 重点尺寸标识“▲”符号

MICRO USB B TYPE PIN ASSIGNMENTS

PIN NUMBER	1	2	3	4	5
SIGNAL NAME	VBUS				GND



X. ±0.50 .X ±0.30 .XX ±0.10 .XXX ±0.05	X.' ±2'	UNITS mm	东莞市溪榜电子有限公司 DONG GUAN XI BANG ELECTRONICS CO., LTD.		
	X.' ±1'				
FINISH Q'TY	.XX' ±0.5'	MAT'L	TITLE: MICRO 2PIN加长立式直插13母座		
THESE DRAWINGS AND SPECIFICATIONS ARE THE PROPERTY OF Dongguan City DONG GUAN XI BANG ELECTRONICS CO., LTD. SHALL NOT BE REPRODUCED, COPIED OR USED IN ANY MANNER WITHOUT THE PRIOR WRITTEN CONSENT OF SHENZHEN CHUANGYUE TECHNOLOGY CO., LTD.			APPD:	PENG. GAO	DWG NO.: XB-GMF5-2PA-1060004
			CHKD:	ZHAN. Ni. RANG	
			DR:	FEI. LONG. HE	SCALE 1/1 SHEET 1/1 REV. A