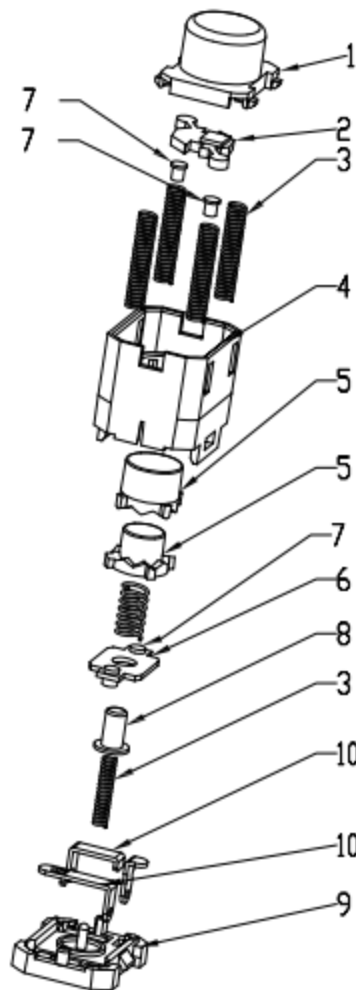
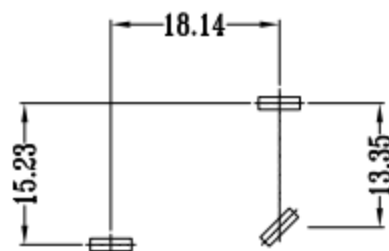
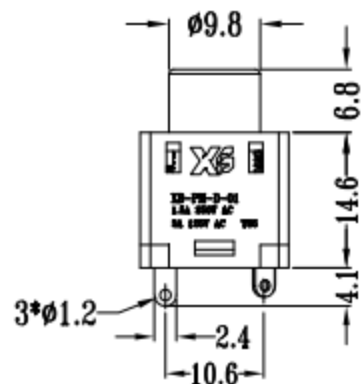
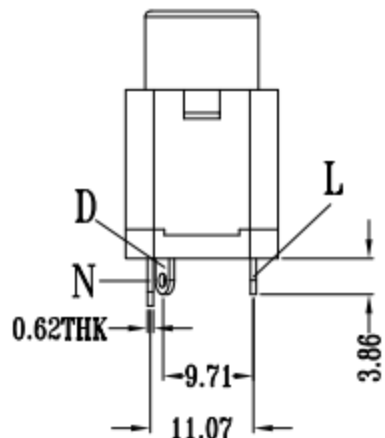
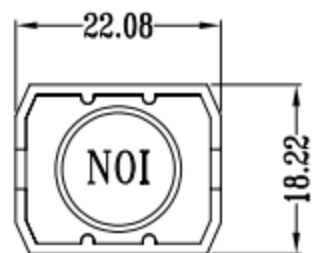
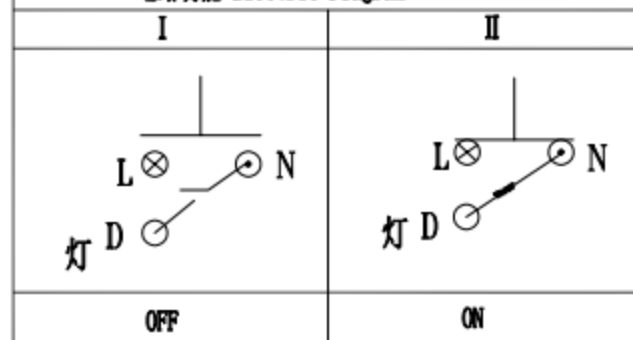




CAD FILE:



电路功能 Electric Diagram



1. Description 产品描述:

黑底座乳白色上盖

2. Rating 电流额定值:

16A 125VAC

10A 250V~T85

3. Operation force 操作力:

300~700gf

4. Contact resistance 接触电阻:

Max 30 毫欧

5. Dielectric withstand 耐高压:

1000VAC/0.5mA

5. Mechanical life test 机械寿命测试:

10,000 cycles

10	接线片	0.8 紫铜T2Y	3	镀银
9	底板	PA66	1	黑色
8	定位件	铜	1	自然色
7	动触点	2.2*0.6触点覆银0.35AgCd0	4	镀银
6	动触片	0.8 紫铜T2Y	1	自然色
5	齿轮	PA66	2	黑色
4	外壳	PA66	1	黑色
3	压簧	不锈钢	5	自然色
2	集成板	PCB 两个白光LED	1	蓝色
1	面盖	PA66	1	乳白色
NO.	PARTS	MATERIALS	Q'TY	FINISH

TOLERANCE

UNLESS SPECIFIED

WITHIN 1.5mm : ±0.1mm

OVER 1.5mm : ±0.2mm

TITLE : Negative Ion Switch

MODEL: XB-PM-D-01

A 2019-10-09

ISSUE DATE

UNIT : mm

SCALE: 5:1

初版

DESCRIPTIONS OF REVISION

DRWG NO.: XB-PMD01-00

DWN.

APPD.

JUN. PANG

APPD.

2019-10-09

2019-10-09

2019-10-09

东莞市溪榜电子有限公司
 DONG GUAN XI BANG ELECTRONICS CO., LTD.

CHK'D

APPD.

PONG. DONG

LIANG. WU

2019-10-09

2019-10-09