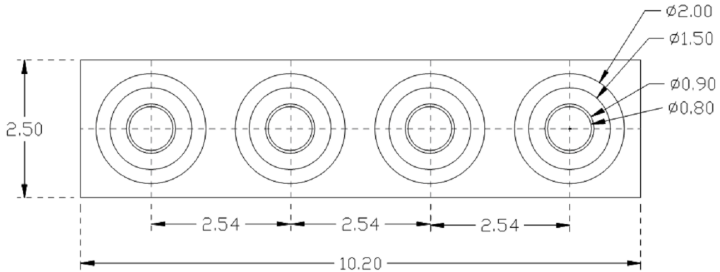
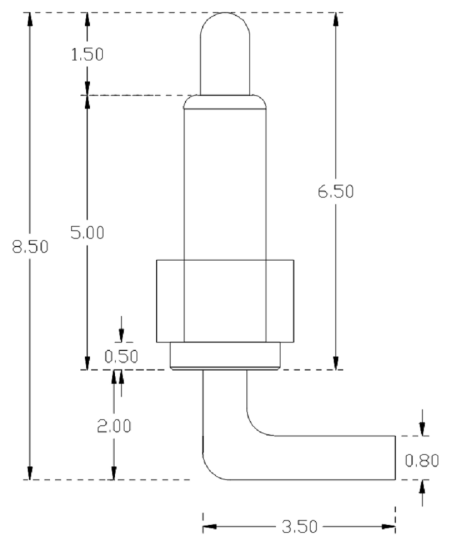
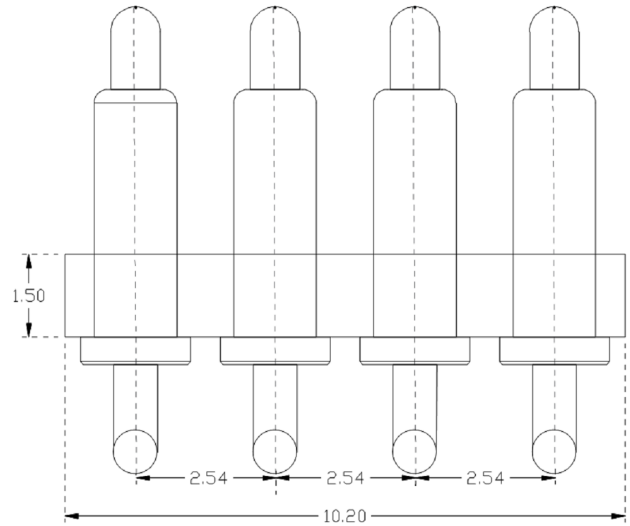


RoHS



图为焊盘位置和大小

- NOTE
- Material
Plunger: Brass
Barrel: Brass
Spring: SUS
Housing: PA46
 - Plating
Plunger: Au over NI
Barrel: Au over NI
 - Electrical
Rated current & voltage: DC 12V; 2.0A Max.
 - Mechanical
Spring force: $60g \pm 20\%$ at normal working height
Durability: 10,000 cycles(minimum)
 - To ensure the best usage, please operate it based on the working height Based on the engineering drawings, shall not exceed the maximum allowed compression
 - To avoid arcing issue, The adaptor start to power supply after connector mated fully.

XB 东莞市溪榜电子有限公司
DONG GUAN XI BANG ELECTRONICS CO., LTD.

Switch Connector
TOLERANCE UNLESS OTHERWISE STATED:
Up to 5 ±0.2
Above 5 ~ 15 ±0.3
Above 15 ~ 30 ±0.4
Above 30 ~ 50 ±0.5
Angle ±0.3°

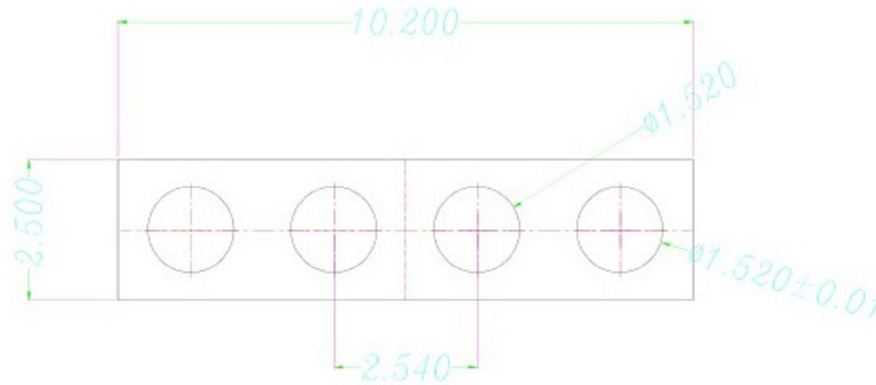
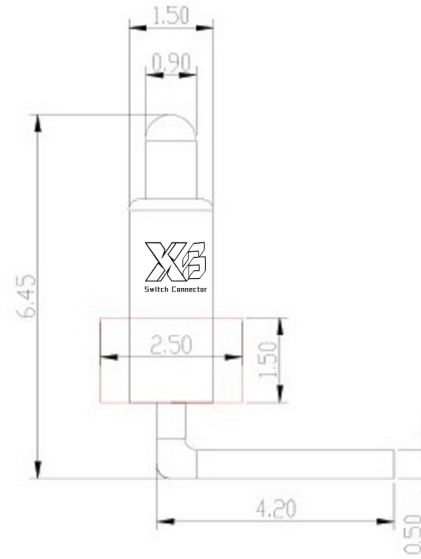
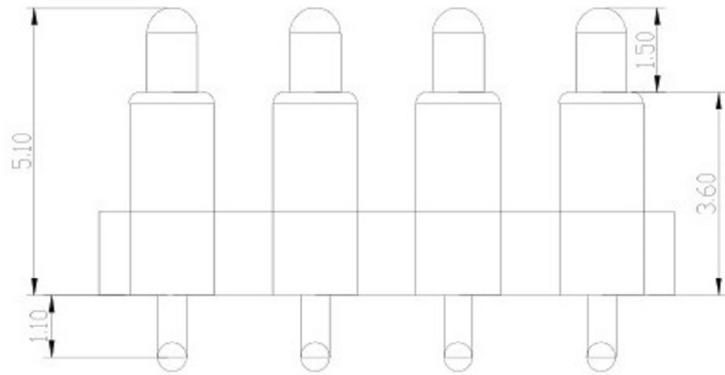
3RD. ANGEL'S
UNITS MM

DRAWN BY: Jack Lu
DATE: 04/01/21
CHECKED BY: Jacky Chen
DATE: 04/01/21
APPROVED BY: Tony Kao
DATE: 04/01/21

MATL		TITLE	CONNECTOR
FINISH		MODLE	POGO PIN
SCALE	1 : 1	DWG NO.	XB-PGC-W-254-4PL-G
SHEET NO.	1 of 1	PART NO.	Thimble Connector

ITEM NO.	DESCRIPTION	DRAWN	DATE

RoHS



NOTE

1. Material
Plunger: Brass
Barrel: Brass
Spring: SUS
Housing: PA46
2. Plating
Plunger: Au over NI
Barrel: Au over NI
3. Electrical
Rated current & voltage: DC 12V; 2.0A Max.
4. Mechanical
Spring force: 60g±20% at normal working height
Durability: 10,000 cycles(minimum)
5. To ensure the best usage, please operate it based on the working height. Based on the engineering drawings, shall not exceed the maximum allowed compression
6. To avoid arcing issue, The adaptor start to power supply after connector mated fully.

XB 东莞市溪榜电子有限公司
DONG GUAN XI BANG ELECTRONICS CO., LTD.
Switch Connector

TOLERANCE UNLESS OTHERWISE STATED:
Up to 5 ±0.2
Above 5 ~ 15 ±0.3
Above 15 ~ 30 ±0.4
Above 30 ~ 50 ±0.5
Angle ±0.3

3RD. ANGEL'S



UNITS

MM

DRAWN BY:	DATE
Jack Lu	04/01/21
CHECKED BY:	DATE
Jacky Chen	04/01/21
APPROVED BY:	DATE
Tony Kao	04/01/21

MATL		TITLE	CONNECTOR
FINISH		MODLE	POGO PIN
SCALE	1 : 1	DWG NO.	XB-PGC-W-254-4PL-G
SHEET NO.	1 of 1	PART NO.	Thimble Connector

SIZE	A4
VER	R

ITEM NO.	DESCRIPTION	DRAWN	DATE