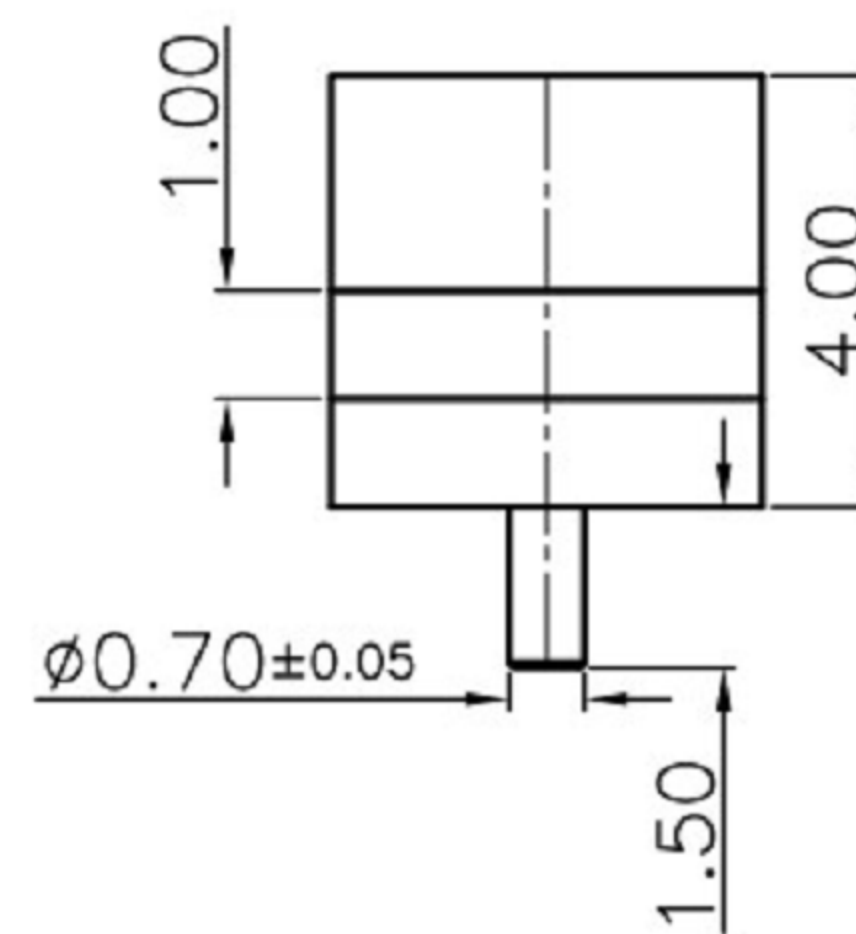
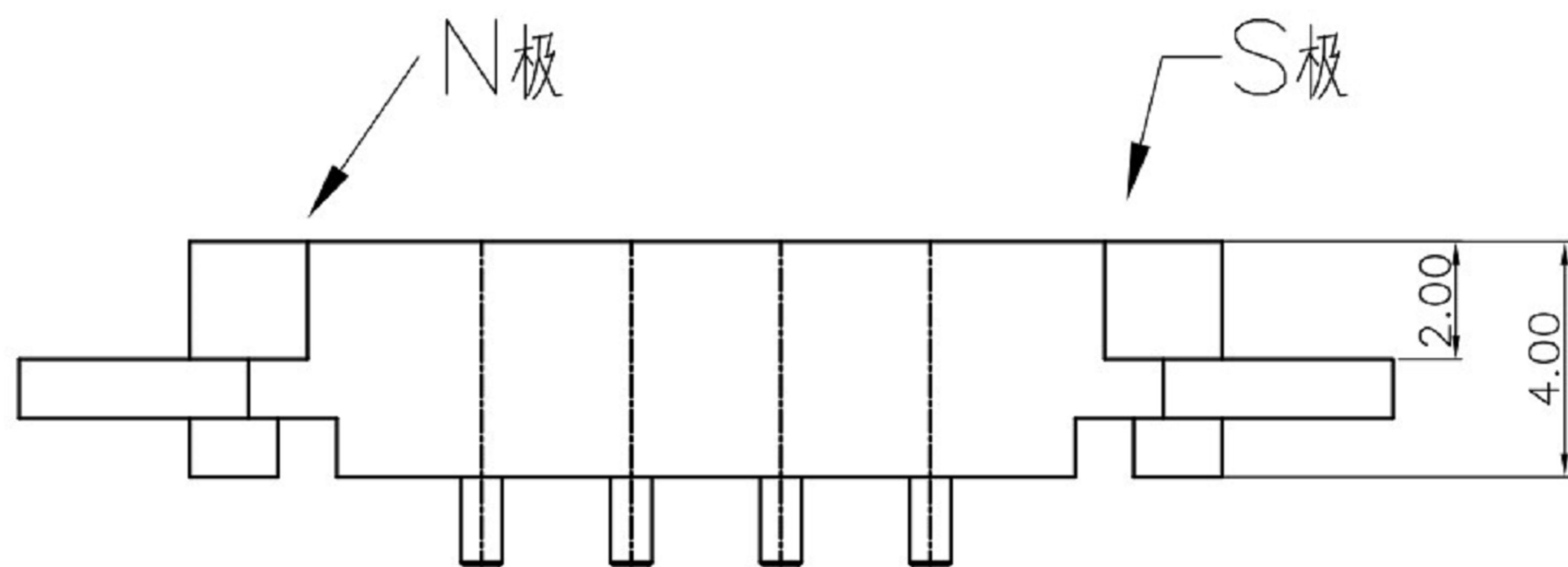


Recommended layout
General tolerance: ±0.05mm



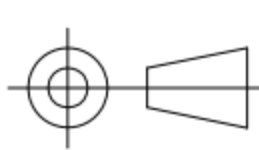
NOTE

1. Material
 Plunger: Brass
 Barrel: Brass
 Spring: SUS
 Housing: PA46
2. Plating
 Plunger: Au over NI
 Barrel: Au over NI
3. Electrical
 Rated current & voltage: DC 12V; 2.0A Max.
4. Mechanical
 Spring force: 60g±20% at normal working height
 Durability: 10,000 cycles(minimum)
5. To ensure the best usage, please operate it based on the working height. Based on the engineering drawings, shall not exceed the maximum allowed compression.
6. To avoid arcing issue, The adaptor start to power supply after connector mated fully.

XGB 东莞市溪榜电子有限公司
 Switch Connector DONG GUAN XI BANG ELECTRONICS CO., LTD.

TOLERANCE UNLESS OTHERWISE STATED:
 Up to 5 ±0.2
 Above 5 ~ 15 ±0.3
 Above 15 ~ 30 ±0.4
 Above 30 ~ 50 ±0.5
 Angle ±0.3°

3RD. ANGEL'S



UNITS MM

DRAWN BY: Jack Lu
 DATE: 04/01/21
 CHECKED BY: Jacky Chen
 DATE: 04/01/21
 APPROVED BY: Tony Kao
 DATE: 04/01/21

MAT'L		TITLE	CONNECTOR
FINISH		MODLE	POGO PIN
SCALE	1:1	DWG NO.	XB-PGC-CT-401M-E
SHEET NO.	1 of 1	PART NO.	Magnetic PoGo Pin

SIZE A4
 VER R

ITEM NO.	DESCRIPTION	DRAWN	DATE