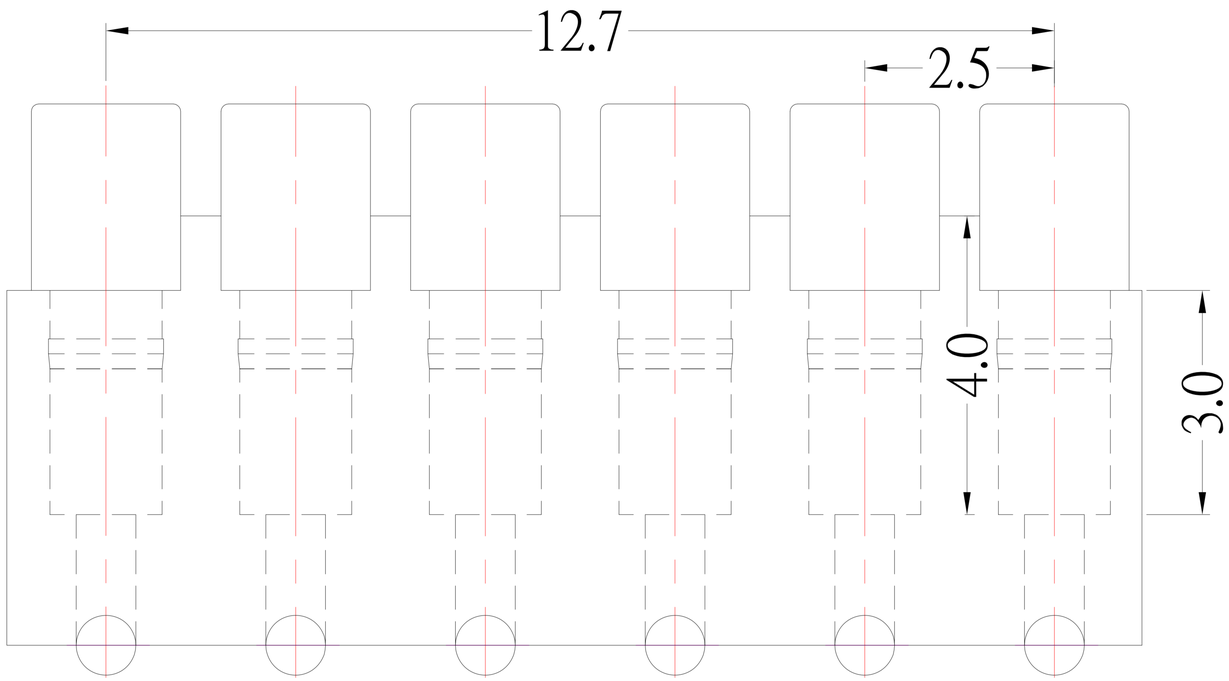

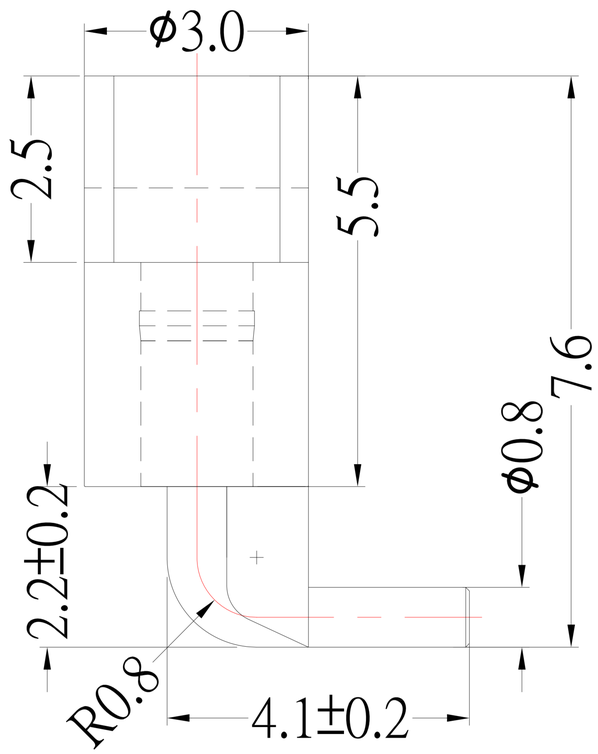

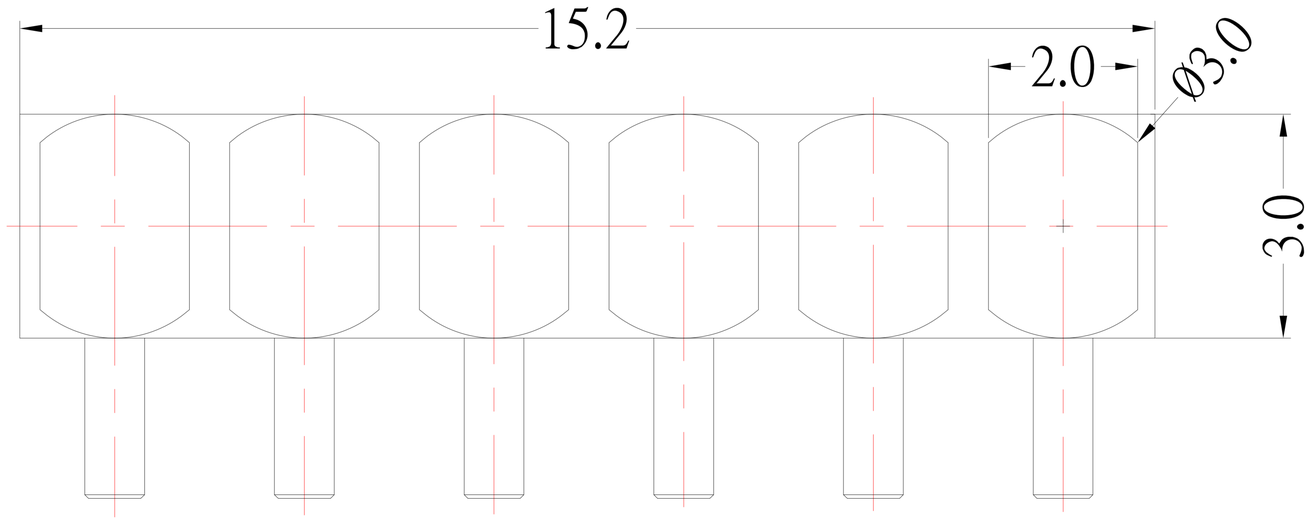

NOTE

1.Material

cj: Brass 3602

2.Plating

cj: Au over NI

3.Electrical

Rated current & voltage: DC 12V; 1.0A Max

4.To ensure the best usage,please operate it based on the working height Based on the engineering drawings,shall not exceed the maximum allowed compression

5.To avoid arcing issue, The adaptor start to power supply after connector mated fully.

ITEM NO.	DESCRIPTION	DRAWN	DATE

东莞市溪榜电子有限公司

DONG GUAN XI BANG ELECTRONI CS CO., LTD..

Switch Connector

TOLERANCE UNLESS OTHERWISE STATED : Up to 5 ±0.2; Above 5 ~ 15 ±0.3; Above 15 ~ 30 ±0.4; Above 30 ~ 50 ±0.5; Angle ±0.3°

3RD. ANGEL'S | UNITS MM

DRAWN BY: Jack Lu	DATE 10/19/17	MAT'L		TITLE	CONNECTOR
CHECKED BY: Jacky Chen	DATE 10/19/17	FINISH		MODLE	POGO PIN
APPROVED BY: Tony Kao	DATE 10/19/17	SCALE	1 : 1	DWG NO.	PGC-20765-6P-S353
		SHEET NO.	1 of 1	PART NO.	PGC-20765-6P-S353

SIZE A4 | VER R