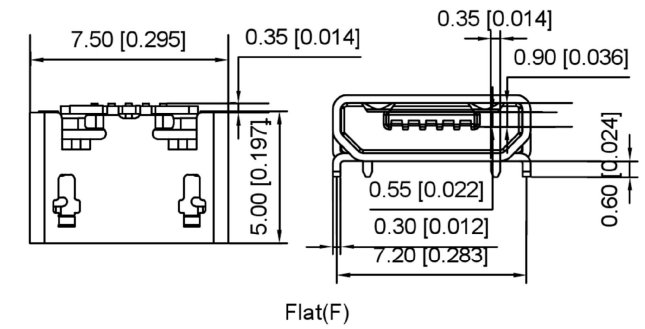
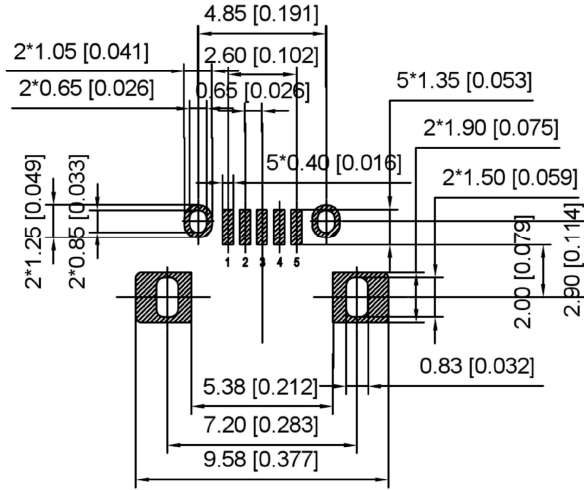
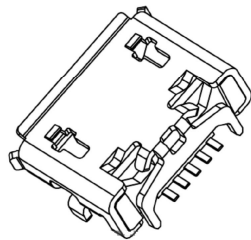
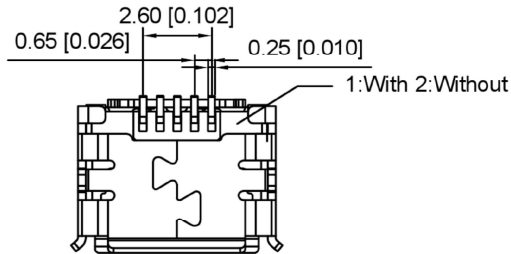
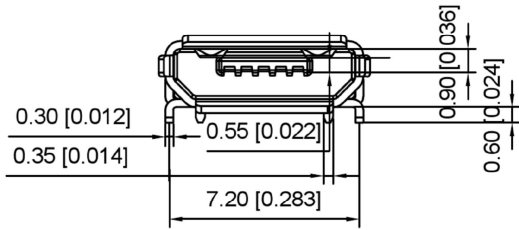


Scrolls ( S )



Flat(F)



RECOMMENDED PCB LAYOUT(TOP VIEW)  
GENERAL TOLERANCES:±0.05

Material

Housing Material: LCP, UL94V-0, black

Contact Terminal: Copper Alloy

Metallic Shell: Sus

Electrical

Voltage Rating: 30 V AC

Current Rating: Signal (Pins 2,3,4): 1.0A, Power (Pins 1,5): 1.8A

Contact Resistance: 30mΩ Max

Insulation resistance: 1000MΩ Min

Dielectric withstanding voltage: 250V AC/Minute

Mechanical

Durability: 10,000 cycles

Mating Force: 35N (3.57Kg) Max

Unmating Force: 8N (0.82Kg) Min.

U254-05XX-4BHJ25-X2S

1:AU 1U"

6:AU 30U"

T:TIN

N:NICKEL

S:Sus

2:Without

S:Scrolls F:Flat

				ANGLAR	±5°
				L ≤ 4	±0.2
				4 < L ≤ 16	±0.3
				16 < L ≤ 63	±0.4
				L > 63	±0.5
				UNSPECIFIED TOLERANCES	
REVISIONS				DATE	REVISED
APPROVED					
www.alpsr.com				www.gdxjdz.com	
www.xbswitch.com					



DONG GUAN XI BANG ELECTRONIC CO., LTD

DSND	SCALE: N/A	MODEL TYPE: MICRO USB
DWN	VIEW:	PART NO.:
CHKD	UNIT: mm/in	DWG NO.:
APPD	SIZE: A4	U254-05XX-4BHJ25-X2S
	WEIGHT	SHEET
		1/1
	REVISION	A0