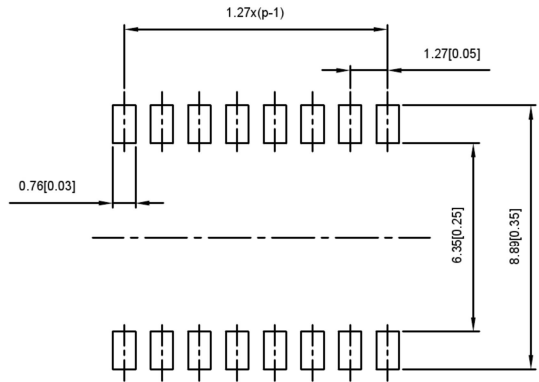
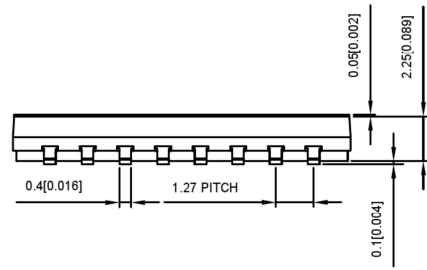


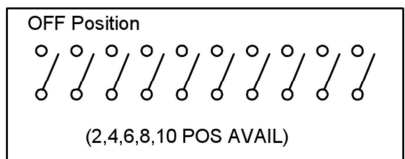
Short(S)



PCB LAYOUT



CIRCUIT



PART NO.	NO.OFPOS	DIM.A	Short(S)
DSHP01TS	1	2.87	DSHP01TS-S
DSHP02TS	2	4.14	DSHP02TS-S
DSHP03TS	3	5.41	DSHP03TS-S
DSHP04TS	4	6.68	DSHP04TS-S
DSHP05TS	5	7.95	DSHP05TS-S
DSHP06TS	6	9.22	DSHP06TS-S
DSHP07TS	7	10.49	DSHP07TS-S
DSHP08TS	8	11.76	DSHP08TS-S
DSHP09TS	9	13.03	DSHP09TS-S
DSHP10TS	10	14.3	DSHP10TS-S
DSHP12TS	12	16.84	DSHP12TS-S

SPECIFICATION

Contact Rating: 25mA,24V DC  
 Contact Resistance: 50MΩ max  
 Insulation Resistance: 100MΩ min.500V DC  
 Dielectric Strength: 500V AC/1minute  
 Operating Force: 1000gf max  
 Travel: 0.6mm  
 Operating Life: 3000cycles  
 Operating Temp: -20 °C~+70 °C  
 Storage Temp: -30 °C~+80 °C

ITEM	PAPT NAMF	QTY	MATERIAL	FINISHING
4	Terminal		Copper Alloy	T: Tin plated G: Plating Gold
3	Base	1	PPS	Black
2	Keystake	1	pa46	White
1	Cover	1	PPS	Black

DATE	REVISED	APPROVED	ANGULAR	±5°
			L ≤ 4	±0.2
			4 < L ≤ 16	±0.3
			16 < L ≤ 63	±0.4
			L > 63	±0.5
			UNSPECIFIED TOLERANCES	



DSND	SCALE: N/A	MODEL TYPE:		
DWN	VIEW:	DIP SWITCH		
CHKD	UNIT: mm/in	PART NO.: DSHPXXTS-S		
APPD	SIZE: A4	DWG NO.:		
		WEIGHT	SHEET	REVISI
			1/1	A0