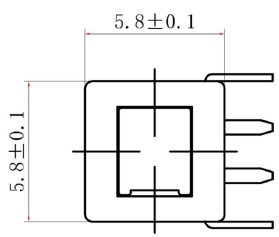

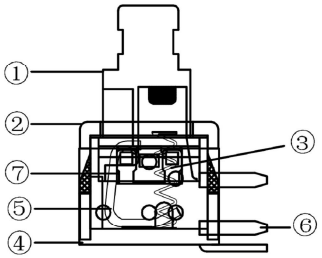

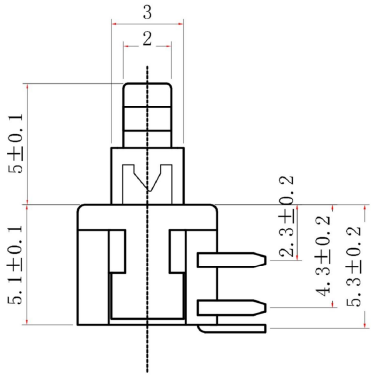

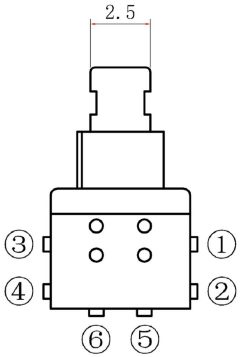

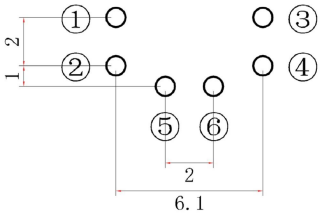

PCB LAYOT

FEATURES

- Light operating force.
- Long term low contact resistance.
- Momentary or latching operation.
- Short stroke 1.5mm to latch.

SPECIFICATIONS

1.ELECTRICAL

Contact rating	0.1A, 30VDC
Contact resistance	50mWMax.
Insulation resistance	100MWMin. at 250VDC
Dielectric strength	250VAC Min. for 60 sec.

2.MECHANICAL AND ENVIRONMENTAL

Temperature rating	Operating: -15℃ to +55℃ Storage: -25℃ to +65℃
Operation force	250±50gf
Stroke	Lock Stroke: 1.5±0.2mm Full Stroke: 2.0±0.2mm
Operating life	full load: $1x10^4$ cycles no load: $1x10^5$ cycles
Contact form	DPDT

PAPT NO	XB5858-X-E
OPERATION	W:NO LOCK Z:LOCK

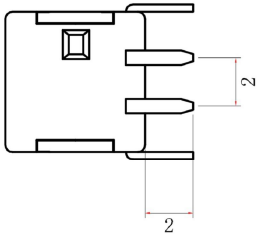

RELEASE	LOCK
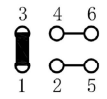	

CIRCUIT DIAGRAN

ITEM	PAPT NAMF	TER,NO	QTY	MATERIAL	FINISHING	REMARK
⑦	Contact	——	2	Phosphor bronze	Plating silvering	——
⑥	Terminal	——	6	Brass	Plating silvering	——
⑤	Spring	——	1	Sus	Natural	——
④	Base	——	1	Ppa		——
③	Crochet Needle	——	1	Sus	Natural	——
②	Cover	——	1	Ppa		——
①	Keystake	——	1	Ppa		——

DATE	REVISED	APPROVED		
			ANGLAR	±5°
			L≤ 4	±0.2
			4<L≤ 16	±0.3
			16<L≤ 63	±0.4
			L> 63	±0.5
			UNSPECIFIED TOLERANCES	

DSND		SCALE: N/A	MODEL TYPE: KEY SWITCH
DWN		VIEW:	PART NO.: XB5858-X-E
CHKD		UNIT: mm/in	DWG NO.:
APPD		SIZE: A4	

DONG GUAN XI BANG ELECTRONIC CO., LTD

WEIGHT	SHEET	REVISIC
	1/1	A0

www.alpsr.com www.gdxjdz.com www.xbswitch.com