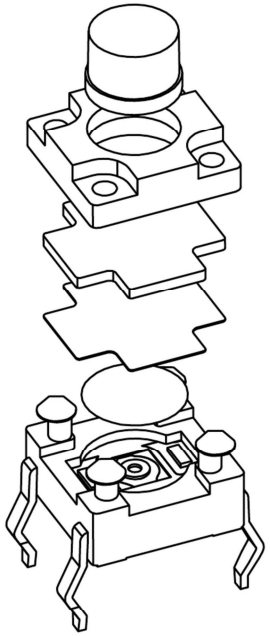

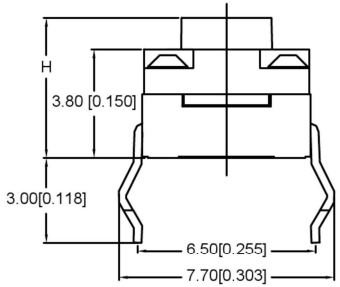


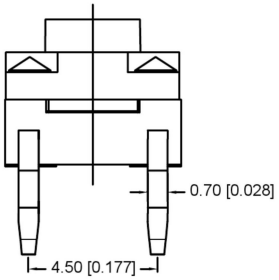


| Code-X | H |
|---|---|
| A | 4.3 |
| B | 4.5 |
| C | 5.0 |
| D | 5.5 |
| E | 6.0 |
| F | 6.5 |
| G | 7.0 |
| H | 7.5 |
| I | 8.0 |
| J | 8.5 |
| K | 9.0 |

| Code-X | H |
|---|---|
| L | 9.5 |
| M | 10.0 |
| N | 10.5 |
| O | 11.0 |
| P | 11.5 |
| Q | 12 |
| R | 12.5 |
| S | 13.0 |
| T | 13.5 |
| U | 14.0 |
| V | 15.0 |
| W | 15.5 |
| X | 16 |
| Y | 16.5 |
| Z | 17 |
| 18 | 18 |
| 19 | 19 |

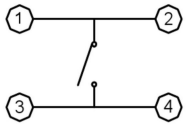


CIRCUIT DIAGRAM

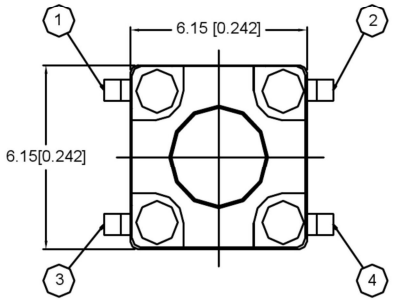


SPECIFICATION

| | |
|---|---|
| Contact Rating: | 50mA,12V DC |
| Contact Resistance: | 100mΩ max |
| Insulation Resistance: | 100mΩ min.500V DC |
| Dielectric Strength: | 250V AC/1minute |
| Travel: | 0.30mm |
| Operating Temp: | -25℃~+80℃ |
| Storage Temp: | -30℃~+80℃ |

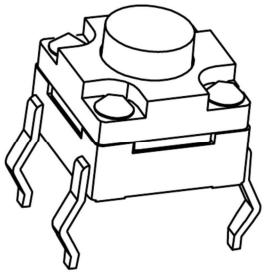

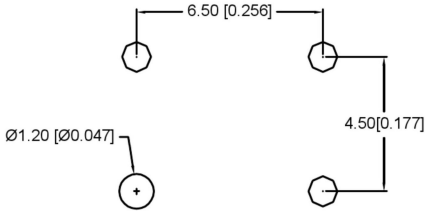


PCB.WELDING DRAWING

| | |
|---|---|
| PAPT NO | TC-FS66D-X-X |
| Operating Force | A:100gf B:160gf C:260gf |
| Height | Code-X |
| | |
| | |

| ITEM | PAPT NAMF | TER,NO | QTY | MATERIAL | FINISHING | REMARK |
|---|---|---|---|---|---|---|
| ⑤ | Terminal | —— | 4 | Brass（0.30t） | Plating silvering | ——— |
| ④ | Contact | —— | 1 | F.ag/Sus | Natural | ——— |
| ③ | Base | —— | 1 | Ppa | | ——— |
| ② | Cover | —— | 1 | Ppa | | ——— |
| ① | Keystake | —— | 1 | Ppa | | ——— |

| DATE | REVISED | APPROVED | | |
|---|---|---|---|---|
| | | | ANGLAR | ±5° |
| | | | L≤ 4 | ±0.2 |
| | | | 4<L≤ 16 | ±0.3 |
| | | | 16<L≤ 63 | ±0.4 |
| | | | L> 63 | ±0.5 |
| | | | UNSPECIFIED TOLERANCES | |

www.alpsr.com www.gdxjdz.com www.xbswitch.com

| | | | |
|---|---|---|---|
| DSND | | SCALE: N/A | MODEL TYPE: TACT SWITCH |
| DWN | | VIEW: | PART NO.: TC-FS66D-X-X |
| CHKD | | UNIT: mm/in | DWG NO.: |
| APPD | | SIZE: A4 | |

DONG GUAN XI BANG ELECTRONIC CO., LTD

| WEIGHT | SHEET | REVISIC |
|---|---|---|
| | 1/1 | A0 |