RoHS Compliant | **Halogen Free**

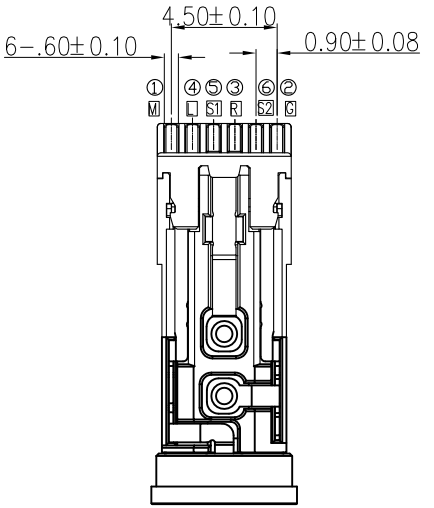

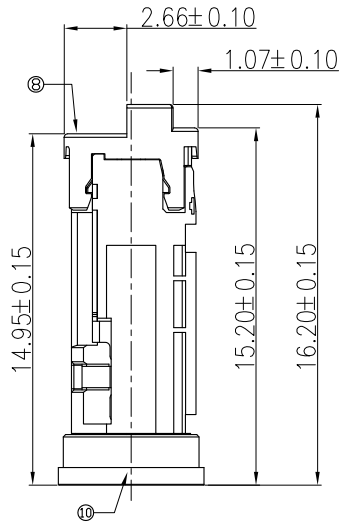

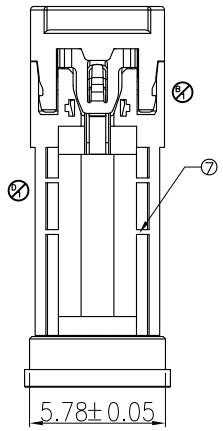

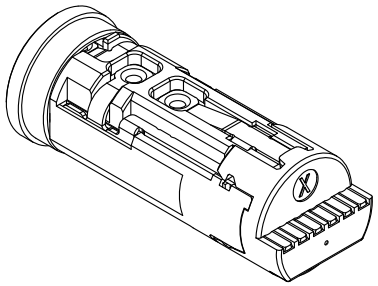

3D VIEW

NOTES:

1. MATERIAL: SEE "TABLE 1";
2. FINISH: SEE "TABLE 1";
3. ELECTRICAL:
   - 3.1. VOLTAGE RATING: 30 VDC RMS;
   - 3.2. CURRENT RATING: 0.5 AMP;
   - 3.3. CONTACT RESISTANCE: 50mΩ Max.(Initial), 15mΩ Max.(MIC/GND Initial);
   - 3.4. INSULATION RESISTANCE: 100 MΩ Min., 500VDC.(Initial), 50 MΩ Min., 500VDC.(After Humidity test);
   - 3.5. WITHSTAND VOLTAGE: 500 VAC RMS 50(60)Hz, 1 minute;
4. MECHANICAL:
   - 4.1. MATING FORCE: INITIAL0.7~2.0Kgf,AFTER 0.4~2.0Kgf
   - B 4.2. UNMATING FORCE: INITIAL0.7~2.0Kgf,AFTER 0.4~2.0Kgf
   - 4.3. OPERATING LIFE: 10000 CYCLES MIN.;
5. ENVIRONMENTAL:
   - 5.1. OPERATION: -30°C~+80°C.
   - 5.2. SALT SPAAY: 48H MIN(焊脚端区不做判定)

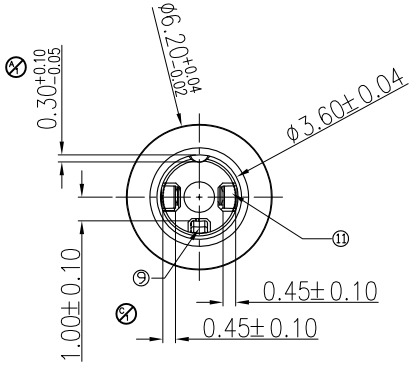

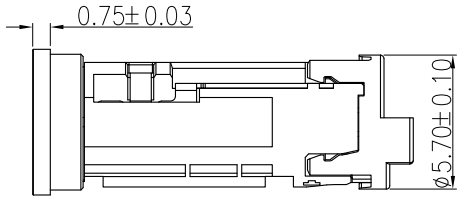

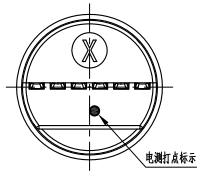

TABLE 1:

NO.	PART NAME	QTY	MATERIAL	DESCRIPTION	REMARK
⑪	Spring	1	SUS304-1/2H	Nickel PLATED	T=0.20mm
⑩	Ring	1	SUS303	Passivation over spray sand	
⑨	Insulator	1	LCP	Black	UL94 V-0
⑧	Cover	1	PA46	Green	UL94 V-0
⑦	Housing	1	PA46	Green	UL94 V-0
⑥	Contact_6 6	1	C5210 EH	GOLD 1 u" MIN ALL OVER NI 80u" MIN	T=0.20mm
⑤	Contact_5 5	1	C5210 EH		T=0.20mm
④	Contact_4 4	1	NKT322-EH	B GOLD 5u" MIN ON CONTACT AREA, TIN 80u" MIN ON SOLDER AREA, ALL OVER NI 80u" MIN	T=0.20mm
③	Contact_3 3	1	C7025-TM03		T=0.20mm
②	Contact_2 2	1	C7025-TM03		T=0.20mm
①	Contact_1 1	1	C7025-TM03		T=0.20mm

PLUG SPEC

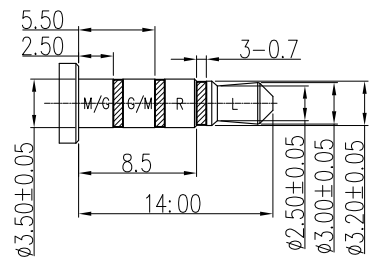

SCHEMATIC

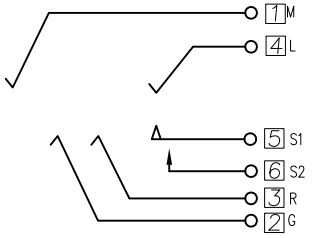

AFTER INSERT SCHEMATIC

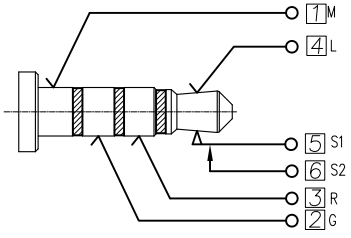

UNLESS OTHERWISE, GENERAL TOLERANCE:

X.xxx	±0.05
X.xx	±0.15
X.x	±0.20
X.	±0.38

ANGULAR:

X.xx	±1°
X.x	±3°
X.	±5°

东莞市溪榜电子有限公司
DONG GUAN XI BANG ELECTRONI CS CO., LTD.

TITLE:	ø3.5mm Phone Jack CONN. 客户图
P/N:	J441J06J2LGL2
MODEL:	J441-L
DRAW NO.:	——
THIRD ANGLE PROJECTION	
UNIT:	mm
SCALE:	1:1
SIZE:	A4
SHEET:	1/1

ECN NO.	REV.	DESCRIPTION	DATE	CHANGE
JH2018-091	D	D1:客户要求变更点胶槽结构	2018.06.06	钟 凯
JH2018-072	C	C1:客户要求更新弹高尺寸管控	2018.05.18	钟 凯
JH2018-047	B	B1:客户要求更新插拔力和寿命规格/焊脚改为镀锡及修改开关PIN结构改善品质	2018.04.18	钟 凯

DESIGN	钟 凯	2018.06.06
CHECK	周 理	2018.06.06
APPROVAL	周 理	2018.06.06