



**标准&定制开关连接器产品制造商**  
DONG GUAN XI BANG ELECTRONICS CO., LTD.

# 规格书

## SPECIFICATION

CUSTOMER NAME 客户名称: \_\_\_\_\_  
 CUSTOMER NO. 客户编号: \_\_\_\_\_  
 SERIES 系列: 按键开关  
 MODEL NO. 型号: XB-PB-11E04  
 DRAWING NO. 图形号: Push Switches

If specification of this product meets your request, please confirm all the items of it and return to us with signature and stamp, it will be basis of our production and record. Thanks your cooperation in advance!

若此产品规格符合贵司要求，敬请确认此规格书内所有项目  
 并签名和盖章后回传给我司，以作我司产品制作之  
 依据和存档之用，多谢合作！

### EXAMINE & APPROVAL 审批

APPROVE 接受	NOT APPROVE 不接受
SIGNATURE 签署      STAMP 盖章      DATE 日期	

PREPARED BY.制表人	CHECKED BY.校对	APPROVED BY.审核	APPROVAL BY. 批准
<div style="border: 1px solid red; padding: 2px;">研发部</div> <div style="border: 1px solid red; padding: 2px;">戴海明</div> <div style="border: 1px solid red; padding: 2px;">2022. 06. 08</div>	<div style="border: 1px solid red; padding: 2px;">品质部</div> <div style="border: 1px solid red; padding: 2px;">黄自清</div> <div style="border: 1px solid red; padding: 2px;">2022. 06. 08</div>	<div style="border: 1px solid red; padding: 2px;">工程部</div> <div style="border: 1px solid red; padding: 2px;">庞军</div> <div style="border: 1px solid red; padding: 2px;">2022. 06. 08</div>	<div style="border: 1px solid red; padding: 2px;">总经办</div> <div style="border: 1px solid red; padding: 2px;">吴量</div> <div style="border: 1px solid red; padding: 2px;">2022. 06. 08</div>

**东莞市溪榜电子有限公司**

**Dong guan Xi Bang Electronics Co., Ltd**  
 地址: 广东省东莞市黄江镇合路工业区  
 Address: He Lu Industrial Zone, Huangjiang Town  
 , Dongguan City, Guangdong Province  
 Tel: (0769)82055138/82056828  
 Fax: (0769)83663452

邮箱: admin@alspr.com    switch@alspr.com  
<http://www.alspr.cn/>    <http://www.alspr.com/>

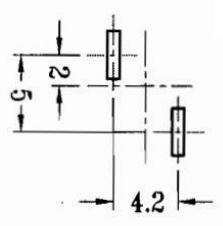
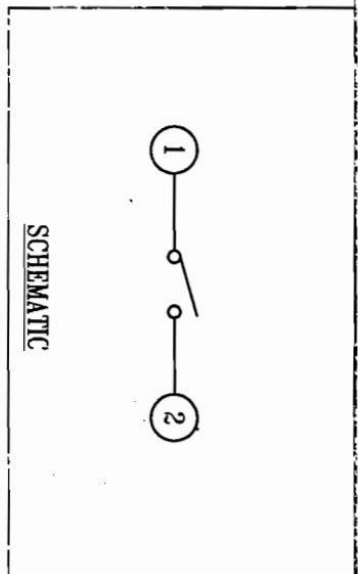
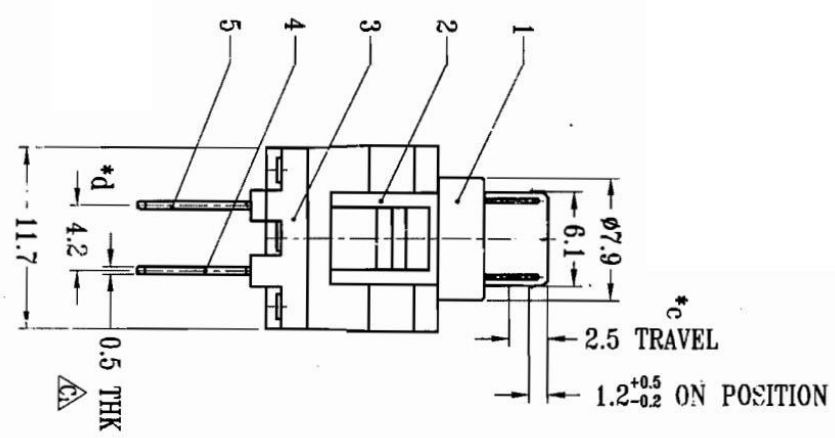
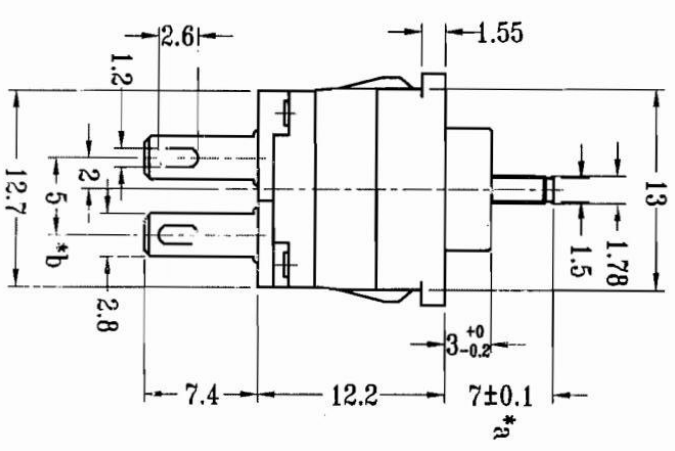
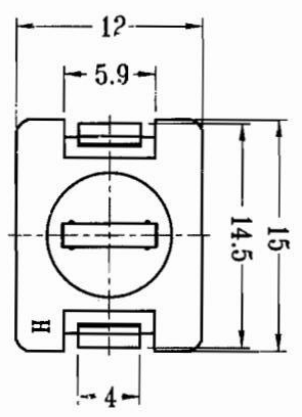
**Dong Guan XB Electronics Co., Ltd**

AccountNumber: 705540238  
 BankName: Citibank N. A., HongKongBranch  
 Country/Region: Hong Kong  
 BankCode: 006  
 BankAddress: 3GardenRoad, Central, Hong Kong  
 SWIFT/BIC: CITIHKHX (CITIHKHXXXX\*If11charactersare  
 required)

MAil: HK@ALPSR.CN    XB@ALPSR.CN  
 Quality core! Afterburner for Made in China!



CAD FILE:



注: \*表示关键尺寸(4个)

8	SPRING	STEEL WIRE	1	NATURAL	TOLERANCE UNLESS SPECIFIED		SCALE: 2:1		DRG NO.: XB-PB-11E04	
7	CONTACT	BRASS	1	Au PLATED	WITHIN 1.5mm : ±0.1mm	B	20-Aug-2009	脚仔原尺寸为: 0.6 THK		APPD.
6	U-TERMINAL	BRASS STRIP	2	Ag PLATED OVER Ni PLATED	OVER 1.5mm : ±0.2mm	ISSUE	DATE	DESCRIPTIONS OF REVISION		APPD.
5	V-TERMINAL	BRASS STRIP	2	Ag PLATED OVER Ni PLATED	TITLE : VERTICAL PUSH SWITCH		UNIT : mm		DRG NO.: XB-PB-11E04	
4	CASE	NYLON+F.G	1	BLACK	MODEL: XB-PB-11E04		SCALE: 2:1		DWN. 陈丽冰 20-Aug-2009	
3	COVER	PC	1	BLACK	DONG GUAN XI BANG ELECTRONI CS CO., LTD.		CHK'D		20-Aug-2009	
2	COVER	PC	1	BLACK			APPD.		20-Aug-2009	
1	NOB	POM	1	WHITE					20-Aug-2009	
NO.	PARTS	MATERIALS	Q'TY	FINISH						



# 东莞市溪榜电子有限公司

DONG GUAN XI BANG ELECTRONICS CO., LTD.

文件编号

XB-PB-SWITCH

发布日期

2009年10月12日

## SPECIFICATION

## 规格书

第 A 版

第 1 页 共 3 页

MODEL NO.XB-PB-11E04

产品名称: 复位按键开关

DRAWN 制订

APPV 审批

1. RATING (额定值) : DC 30 V 0.3 A

2. FUNCTION (接触型式) : 1P1T

3. TIMING (时间特性)

4. ELECTRICAL CHARACTERISTICS (电气性能规格)

ITEM 项目	TEST CONDITIONS 测试条件	PERFORMANCE 规格
4.1 CONTACT RESISTANCE 接触电阻	MEASURED AT 1 KHz SMALL CURRENT(100 mA OR LESS) 在 1 KHz 微小电流 (100mA 以下) 测试。	30mΩ MAX 30 毫欧以下。
4.2 INSULATION RESISTANCE 绝缘电阻	APPLY A VOLTAGE OF 500V DC FOR 1 MIN. TO FOLLOWING PORTIONS AFTER WHICH MEASUREMENT SHALL BE MADE: (1) BETWEEN TERMINALS (2) BETWEEN INDIVIDUAL TERMINAL AND FRAME  输入 500V DC 电压 1 分钟, 按以下接触方式测试 (1) 端子相互之间。 (2) 端子与外壳之间。	100MΩ MIN 100 兆欧以上
4.3 DIELECTRIC STRENGTH 耐电压	AC 500V rms(50~60Hz) FOR 1 MIN TRIP CURRENT: 0.5 mA (1) BETWEEN TERMINALS. (2) BETWEEN INDIVIDUAL TERMINAL AND FRAME.  输入 AC 500V(50~60Hz) 电压, 1 分钟感度电流为 0.5 mA, 按以下接触方式测试: (1) 端子相互之间。 (2) 端子与外壳之间。	WITHOUT DAMAGE TO PARTS ARCING OR BREAKDOWN ETC. 没有绝缘破坏等异常。

5. MECHANICAL CHARACTERISTICS (机械性能规格)

ITEM 项目	TEST CONDITIONS 测试条件	PERFORMANCE 规格
5.1 OPERATING FORCE 作动力	PLACE THE SWITCH VERTICALLY TO THE OPERATION DIRECTION,IMPRESS FORCE TO THE CENTRE OF KNOB AND TEST THE MAXIMUN FORCE OF ONSTATE. 开关垂直于操作方向放置, 在推杆中心逐渐施力, 测量开关导通所需的最大力度。	100±30gf
5.2 TERMINAL STRENGTH 端子强度	A STATIC FORCE OF 300gf BEING APPLIED IN ONE DIRECTION ON THE TIP OF THE TERMINAL FOR 1 MINUTE. 在端子前端任意一个方向加一个 300 gf 的静负荷, 持续 1 分钟。	THERE SHALL BE NO DAMAGE TO THE TERMINAL SUCH AS CRACKS, LOOSENESS OR PLAY. ELECTRICAL AND MECHANICAL CHARACTERISTICS SHALL BE SATISFIED. 在端子中没有裂开、松动等异常。 满足于机械、电器性能。



SPECIFICATION

规格书

6. DURABILITY (耐久性) :

ITEM 项目		TEST CONDITIONS 测试条件	PERFORMANCE 规格									
6.1	LIFE TEST 寿命试验	WITHOUT LOAD: AN ACTUATOR SHALL BE SUBJECT TO 1000,000 CYCLES AT A SPEED OF 15 TO 18 CYCLES FOR 1 MIN. 无负荷: 以每分钟 15~18 次的频率, 进行 1000, 000 测试。	(1) CONTACT RESISTANCE SHALL BE 100mΩ MAX (2) MECHANICAL AND ELECTRICAL CHARACTERISTICS SHALL BE SATISFIED. (1) 接触电阻不能超过 100mΩ (2) 其它、满足于机械、电器性能。									
6.2	SOLDERABILITY TEST 可焊性试验	THE TOP OF THE TERMINALS SHALL BE DIPPED 2mm IN THE SOLDER BATH OF 230±5 °C FOR 3±0.5 SECONDS. 端子顶部被浸入焊锡池中 2mm 深, 温度为 230±5 °C, 时间为 3±0.5 秒。	THE AREA OF SOLDERING SHOULD BE OVER 75% 焊接面积要有 75%以上。									
6.3	RESISTANCE TO SOLDERING HEAT TEST 耐焊性试验	(1) TEMPERATURE AND IMMERSING TIME 温度及浸锡时间 <table border="1" data-bbox="395 913 1177 1142"> <thead> <tr> <th></th> <th>TEMPERATURE 温度 (°C)</th> <th>TIME 时间 (S)</th> </tr> </thead> <tbody> <tr> <td>DIP SOLDERING 浸锡</td> <td>260±5</td> <td>3±1</td> </tr> <tr> <td>MANUAL SOLDERING 手焊</td> <td>360±10</td> <td>3±1</td> </tr> </tbody> </table> (2) IMMERSION DEPTH: IMMERSION DEPTH UP TO THE SURFACE OF THE BOARD THICKNESS OF PRINTED WIRING BOARD 1.6 mm. 焊锡深度: 焊锡深度至基板 (PCB) 表面, 基板厚度为 1.6mm。		TEMPERATURE 温度 (°C)	TIME 时间 (S)	DIP SOLDERING 浸锡	260±5	3±1	MANUAL SOLDERING 手焊	360±10	3±1	WITHOUT DEFORMATION OF CASE OR EXCESSIVE LOOSENESS OF TERMINALS MECHANICAL AND ELECTRICAL CHARACTERISTICS SHALL BE SATISFIED. 本体无变形, 能满足于机械、电器性能。
	TEMPERATURE 温度 (°C)	TIME 时间 (S)										
DIP SOLDERING 浸锡	260±5	3±1										
MANUAL SOLDERING 手焊	360±10	3±1										
6.4	HEAT TEST 耐热试验	THE JACK SHALL BE STORED AT A TEMPERATURE OF 85±2 °C FOR 96 HOURS AND THEN IT SHALL BE SUBJECTED TO THE CONTROLLED RECOVERY CONDITIONS FOR 1 HOUR AFTER WHICH MEASUREMENT SHALL BE MADE. 放置在温度 85±2 °C 中, 96 小时后再放置于正常室温中 1 小时后测定。										
6.5	COLD TEST 耐冷试验	THE JACK SHALL BE STORED AT A TEMPERATURE OF -25±3 °C FOR 96 HOURS AND THEN IT SHALL BE SUBJECTED TO THE CONTROLLED RECOVERY CONDITIONS FOR 1 HOUR AFTER WHICH MEASUREMENT SHALL BE MADE. 放置在温度 -25±3 °C 中, 96 小时后再放置于正常室温中 1 小时后测定。										
6.6	HUMIDITY TEST 潮湿试验	THE JACK SHALL BE STORED AT A TEMPERATURE OF 40±2 °C AND A HUMIDITY OF 90% TO 96% FOR 96 Hr . THEN THE JACK SHALL BE MAINTAINED AT STANDARD ATMOSPHERIC CONDITION FOR 1 Hr FOR OTHER PROCEDURES. 放置在温度 40±2 °C、相对湿度为 90~96%的环境中, 96 小时后再放置于正常室温中 1 小时后测定。										
6.7	STANDARD ATMOSPHERIC CONDITIONS 测试标准状态	UNLESS OTHERWISE SPECIFIED, THE STANDARD RANGE OF ATMOSPHERIC CONDITIONS FOR MAKING MEASUREMENTS AND TESTS ARE AS FOLLOWS: (1) AMBIENT TEMPERATURE : 5 °C TO 35 °C (2) RELATIVE HUMIDITY : 45% TO 85% (3) AIR PRESSURE : 86Kpa TO 106Kpa 在没有指定的情况下测试温度、湿度、气压如下: (1) 温度为 5~35°C。 (2) 湿度为 45~85%。 (3) 气压为 86Kpa~106Kpa。										



## SPECIFICATION

## 规格书

ITEM 项目		TEST CONDITIONS 测试条件	PERFORMANCE 规格
6.8	PRACTICAL TEMPERATURE RANG 使用温度范围	-16 °C ~ +60 °C 在-16 °C ~ +60 °C 温度内使用。	
6.9	STORAGE METHOD 保管方法	(1) IF DON'T USE THE PRODUCT IMMEDIATELY,STORE IT AS DELIVERED IN THE FOLLOWING ENVIRONMENT: WITH NEITHER DIRECT SUNSHINE NOR CORROSIVE GAS AND IN NORMAL TEMPERATURES. HOWEVER, IT IS RECOMMENDED THAT YOU SHOULD USE IT AS SOON AS POSSIBLE BEFORE SIX MONTHS PASS. 如非立即使用本制品, 应将其保管于阳光不能直射、没有腐蚀性气体的常温环境中。但我们推介于 6 个月内尽快使用。	
		(2) AFTER BREAK THE SEAL, IT SHOULD PUT THE REMAINING IN A PLASTIC BAG TO SEPARATE IT FROM THE OUTSIDE AND STORE IN THE SAME ENVIRONMENT MENTIONED ABOVE. YOU SHOULD USE IT UP AS SOON AS POSSIBLE. 把未用完的制品, 放回胶袋内密封后以上述相同环境保存, 尽快使用。	
		(3) DO NOT STACK TOO MANY SWITCHES FOR STRAFE. 保存时不要过剩重叠, 以防压坏。	