



**标准&定制开关连接器产品制造商**  
DONG GUAN XI BANG ELECTRONICS CO., LTD.

# 规格书

## SPECIFICATION

**CUSTOMER NAME** 客户名称: \_\_\_\_\_

**CUSTOMER NO.** 客户编号: \_\_\_\_\_

**SERIES** 系列: 轻触开关

**MODEL NO.** 型号: XB-TC-1101DE-P

**DRAWING NO.** 图形号: Tact Switches

If specification of this product meets your request, please confirm all the items of it and return to us with signature and stamp, it will be basis of our production and record. Thanks your cooperation in advance!

若此产品规格符合贵司要求, 敬请确认此规格书内所有项目  
并签名和盖章后回传给我司, 以作我司产品制作之  
依据和存档之用, 多谢合作!

### EXAMINE & APPROVAL 审批

APPROVE 接受	NOT APPROVE 不接受
SIGNATURE 签署      STAMP 盖章      DATE 日期	

PREPARED BY. 制表人	CHECKED BY. 校对	APPROVED BY. 审核	APPROVAL BY. 批准
<div style="border: 1px solid red; padding: 2px; display: inline-block;">研发部</div> <div style="border: 1px solid red; padding: 2px; display: inline-block;">戴海明</div> <div style="border: 1px solid red; padding: 2px; display: inline-block;">2022. 06. 08</div>	<div style="border: 1px solid red; padding: 2px; display: inline-block;">品质部</div> <div style="border: 1px solid red; padding: 2px; display: inline-block;">黄自清</div> <div style="border: 1px solid red; padding: 2px; display: inline-block;">2022. 06. 08</div>	<div style="border: 1px solid red; padding: 2px; display: inline-block;">工程部</div> <div style="border: 1px solid red; padding: 2px; display: inline-block;">庞军</div> <div style="border: 1px solid red; padding: 2px; display: inline-block;">2022. 06. 08</div>	<div style="border: 1px solid red; padding: 2px; display: inline-block;">总经理办</div> <div style="border: 1px solid red; padding: 2px; display: inline-block;">吴量</div> <div style="border: 1px solid red; padding: 2px; display: inline-block;">2022. 06. 08</div>

**东莞市溪榜电子有限公司**

**Dong guan Xi Bang Electronics Co., Ltd**

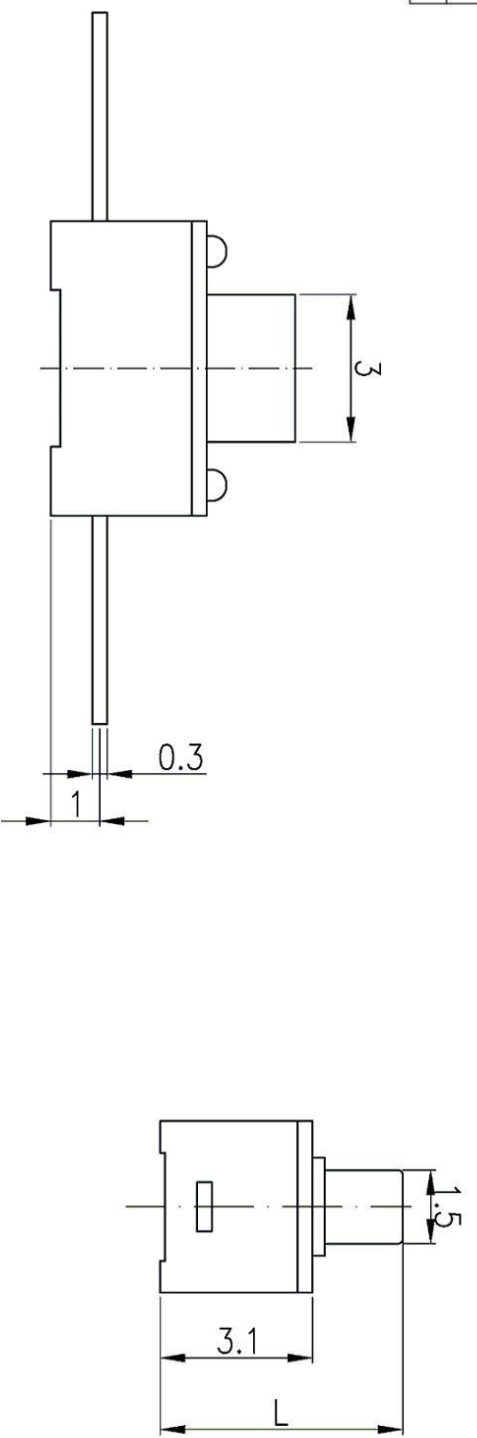
地址: 广东省东莞市黄江镇合路工业区  
Address: He Lu Industrial Zone, Huangjiang Town, Dongguan City, Guangdong Province  
Tel: (0769)82055138/82056828  
Fax: (0769)83663452

邮箱: admin@alspr.com    switch@alspr.com  
<http://www.alspr.cn/>    <http://www.alspr.com/>

**Dong Guan XB Electronics Co., Ltd**

AccountNumber: 705540238  
BankName: Citibank N. A., HongKongBranch  
Country/Region: Hong Kong  
BankCode: 006  
BankAddress: 3 Garden Road, Central, Hong Kong  
SWIFT/BIC: CITIHKHX (CITIHKHXXXX\*If 11 characters are required)

MAIL: HK@ALPSR.CN    XB@ALPSR.CN  
Quality core! Afterburner for Made in China!



电路图

- 技术参数:
1. 做用温度:  $-25\sim+85^{\circ}\text{C}$ ;
  2. 额定负荷: DC 12V 50mA;
  3. 接触电阻:  $\leq 50\text{m}\Omega$ ;
  4. 绝缘电阻:  $\geq 100\text{M}\Omega$ ;
  5. 耐 压: AC250V (50Hz)/min;
  6. 动 作 力:  $250\pm 50\text{g}$ ;
  7. 使用寿命: 50000次;
  8. 行 程:  $0.25\pm 0.1$ ;
  9. 未注尺寸公差参照左下面表格。

未注尺寸公差(mm)

0~3	$\pm 0.05$	$\pm 0.10$	$\pm 0.20$
>3~6	$\pm 0.05$	$\pm 0.10$	$\pm 0.30$
>6~30	$\pm 0.10$	$\pm 0.20$	$\pm 0.50$
>30~120	$\pm 0.15$	$\pm 0.30$	$\pm 0.80$
角 度	$\pm 1^{\circ}$		

序号	零件名称	材料规格	表面处理	数量	备注
5	接触脚	黄铜	镀银	1	
4	底座	PPA (黑色)	——	1	
3	盖板	冷轧钢带	铜锡	1	
2	簧片	不锈钢	——	1	
1	按钮	PPA (白色)	——	1	

设计

审核

标准化

批 准



产品名称: 轻触开关

产品型号: XB-TC-1101DE-P

产品规格:

东莞市溪榜电子有限公司  
DONG GUAN XI BANG ELECTRONIC CO., LTD.

SPECIFICATION FOR APPROVAL			规格书编号 SPECIFICATION NO.									
Description	TACT SWITCH	Item No.	1/7									
<p><b>1.General specification 基本说明</b></p> <p>1.1 Scope 范围 This specification covers the requirements for single key switches which have no key top(TACT SWITCHES:MECHANICAL CONTACT).此规范含盖单推柄和无推柄的轻触开关要求</p> <p>1.2 Operating Temperature Range 使用温度范围 -20 to+70°C(normal humidity, normal press.) 正常湿度，标准压力</p> <p>1.3 Storage Temperature Range 保存温度范围 -5 to+30°C(normal humidity, normal press.)</p> <p>1.4 Test Conditions 测试条件 Tests and measurements shall be made in the following standard conditions unless otherwise specified: 测试和计量按下列标准条件除非特殊说明 Normal temperature (temperature 5 to 35°C) 标准温度 Normal humidity (relative humidity 45 to85%) 正常湿气 Normal pressure (pressure 860 to 1060 mbars) 标准压力 In case any question arises from the judgment made, tests shall be conducted in the following conditions:</p> <table border="0"> <tr> <td>Temperature</td> <td>(20±2°C)</td> <td>温度</td> </tr> <tr> <td>Relative humidity</td> <td>(65±5%)</td> <td>相对湿度</td> </tr> <tr> <td>Pressure</td> <td>(860 to 1060 mbars)</td> <td>压力</td> </tr> </table>				Temperature	(20±2°C)	温度	Relative humidity	(65±5%)	相对湿度	Pressure	(860 to 1060 mbars)	压力
Temperature	(20±2°C)	温度										
Relative humidity	(65±5%)	相对湿度										
Pressure	(860 to 1060 mbars)	压力										
<p><b>2.TYPE OF ACTUATION 动作类型</b> <u>Tactile feedback</u> 轻触返回</p>												
<p><b>3.CONTACT ARRANGEMENT</b> <u>1</u> poles <u>1</u> throws 接触形式 1 接点 1 回路 (Details of contact arrangement are given in the assembly drawings.) 细接点形式在外形图中</p>												
<p><b>4.MAXIMUM RATINGS</b> DC <u>12</u> V <u>50</u> mA 最大额定值</p>												
<p><b>5 Appearance and structure (外形结构)</b></p> <p>5.1 Appearance:It should no obvious shrinking、upset metal、Scrape、plating path well-distributed and no coming off. 外观：应无明显收缩、飞边、划伤，镀层均匀，无脱落等现象。</p> <p>5.2 Size:Making (drawing attached) 尺寸：（附外形图）。</p>												

**SPECIFICATION FOR APPROVAL**

规格书编号  
SPECIFICATION  
NO.

Description

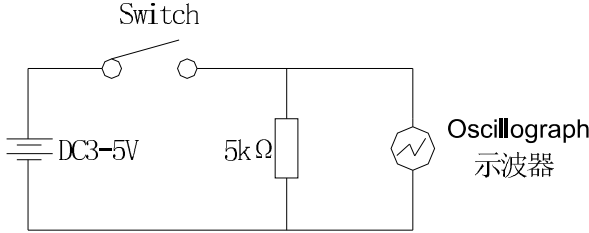

TACT SWITCH

Item No.

2/7

**6. General specification 性能**

**6.1 电气的性能 Electrical Properties**

Item 项目		Test Condition 测试条件	Requirements 要求
6.1.1	Contact Resistance 接触电阻	Applying static load twice the actuating force to the center of the stem, measurements shall be made with a 1 kHz small-current contact resistance meter. 用两倍的动作力作静负载施加于按钮的中心,并用1千赫小电流接触电阻仪测量	50mΩ 以下
6.1.2	Insulation Resistance 绝缘电阻	Measurements shall be made following application of DC100V potential between terminals and between individual terminals and frame for one minute.在端子与端子之间,端子与外壳之间施加DC100V,一分钟	100MΩ 以上
6.1.3	Dielectric withstanding voltage 电气耐压	AC 250 V (50Hz or60Hz) shall be applied between terminals and between individual terminals and frame for one minute. 在端子与端子之间,端子与外壳之间施加 AC250V(50HZ-60HZ)	There shall be no breakdown. 无击穿、闪烁现象
6.1.4	Bounce 抖动	Lightly striking the center of the stem at a rate encountered in normal use (3 to 4 operations per sec), Bounce shall be tested when “ON” and “OFF”. 在正常使用中(以每秒 3-4 次周期)轻轻地在手柄中心加力,在通与断瞬间测试抖动  <div align="center">  </div> <div align="center">  </div> <p align="center">t 为触点抖动时间</p>	10mS 以下

**SPECIFICATION FOR APPROVAL**

规格书编号  
SPECIFICATION  
NO.

Description

TACT SWITCH

Item No.

3/7

**6.2 机械的性能 Mechanical property**

Item 项目	Test Condition 测试条件	Requirements 要求
6.2.1 Actuating Force 动作力	Place the switch such that the direction of switch operation is vertical and then gradually increase the load applied to the center of the stem, the maximum load required for the stem to come to a stop shall be measured. 开关的动作方向为垂直放置开关向推柄中心逐渐地增加负荷直到推柄停止时所测量的最大负荷	<u>250 ± 50</u> gf 或按客户指定
6.2.2 Travel 行程	Place the switch such that the direction of switch operation is vertical and then apply a static load twice the actuating force to the center of the stem, the travel distance for the stem to come to a stop shall be measured. 开关的动作方向为垂直放置开关,并以双倍动作力的静负荷作用推柄中心,测量推柄从开始到停止的行程距离	<u>0.25 ± 0.1</u> mm
6.2.3 Return Force 返回力	The sample switch is installed such that the direction of switch operation is vertical and, upon depression of the stem in its center the whole travel distance, the force of the stem to return to its free position shall be measured. 开关的动作方向为垂直放置开关,在已有行程的推柄中心向上减小压力,推柄回到自由位置时所测量到的力	<u>50</u> gf Min
6.2.4 Static Strength 静止强度	Placing the switch such that the direction of switch operation is vertical, a static load of <u>3</u> kgf shall be applied in the direction of stem operation for a period of <u>60</u> seconds. 开关的动作方向为垂直放置开关,在推柄动作方向施加 3KG 的静负荷,60 秒时间	There shall be no sign of damage mechanically and electrically. 无机械的和电气的损伤迹象

**SPECIFICATION FOR APPROVAL**

规格书编号  
SPECIFICATION  
NO.

Description

TACT SWITCH

Item No.

4/7

**6.3 使用耐久性能 Use durability**

Item 项目		Test Condition 测试条件	Requirements 要求
6.3.1	Operating Life 动作寿命	Measurements shall be made following the test set forth below:按下下列条件进行寿命试验 (1)DC 12V 50mA resistive load. DC 12V 50mA 阻性负载 (2)Rate of operation:60 to 100 operations per minute 动作频率:60~100 次/每分 (3)Operating Force: Operating Force1.5 倍; 按力的 1.5 倍。 (4)Cycles of operation:100000 cycles, 动作次数:10 万次	Contact resistance: <u>200</u> mΩ Max. 接触电阻 Insulation resistance : <u>50</u> MΩ Min. 绝缘电阻 Actuating force: 动作力 + <u>30 %</u> or- <u>30%</u> of initial force. ±30%初始动作力 Item 6.1.3 Item 6. 2.2
6.3.2	Moisture Resistance 耐潮湿	Following the test set forth below the sample shall be left in normal temperature and humidity conditions for one hour before measurements are made: 样品按下下列条件进行耐潮湿试验,试验后在正常温度和湿度条件下放置 1 小时后测定 (1) Temperature: 60±2℃ 温度 (2) Relative humidity: 90 to 95% 相对湿度 (3) Time: 96 hours 时间 Water drops shall be removed. 擦除水珠	Contact resistance: <u>200</u> mΩ Max. 接触电阻 Insulation resistance : <u>50</u> MΩ Min. 绝缘电阻 Item 6.1.3、6.1.4 Item 6. 2.1~6.2.3
6.3.3	Low Temperature Resistance 耐低温	Following the test set forth below the sample shall be left in normal temperature and humidity conditions for one hour before measurements are made: 样品按下下列条件进行耐低温试验,试验后在正常温度和湿度条件下放置 1 小时后测定 (1) Temperature: -40±2℃ 温 度 (2) Time: 96hours 时 间 Water drops shall be removed. 擦除水珠	Contact resistance: <u>200</u> mΩ Max. 接触电阻 Insulation resistance : <u>50</u> MΩ Min. 绝缘电阻 Item 6.1.3、6.1.4 Item 6. 2.1~6.2.3
6.3.4	Heat Resistance 耐热	Following the test set forth below the sample shall be left in normal temperature and humidity conditions for one hour before measurements are made: 样品按下下列条件进行耐热试验,试验后在正常温度和湿度条件下放置 1 小时后测定 (1)Temperature: 85±2℃ 温 度 (2) Time: 96 hours 时 间	Contact resistance: <u>200</u> mΩ Max. 接触电阻 Insulation resistance : <u>50</u> MΩ Min. 绝缘电阻 Item 6.1.3、6.1.4 Item 6. 2.1~6.2.3

**SPECIFICATION FOR APPROVAL**

规格书编号  
SPECIFICATION  
NO.

Description

TACT SWITCH

Item No.

5/7

Item 项目	Test Condition 测试条件	Requirements 要求
6.3.5 Change of Temperature 温度循环	<p>Following ten cycles of high temperature test .The Sample shall be Placed in Normal temperature and humidity Conditions for one hour before measurements are made. During this test, water drops shall be removed. 样品按下下列条件进行高低温循环试验,试验后在正常温度和湿度条件下放置 1 小时后测定</p> <p align="right">A: <math>+85 \pm 2^{\circ}\text{C}</math> B: <math>-25 \pm 2^{\circ}\text{C}</math> C: 2 小时 D: 1 小时 E: 2 小时 F: 1 小时</p> <p align="center">Cycling: Five cycles 周期: 5 次</p>	<p>Contact resistance: <u>200</u> mΩ Max. 接触电阻 Insulation resistance : <u>50</u> MΩ Min. 绝缘电阻 Item 6.1.3、6.1.4 Item 6. 2.1~6.2.3</p>
6.3.6 Salt Spray Test 盐雾试验	<p>The salt spray test shall be conducted at the following conditions : 样品按下下列条件进行盐雾试验 (1)Density(浓度): 溶液(<math>5 \pm 1</math>)% NaCl (质量百分比) (2)Temperature: <math>35 \pm 2^{\circ}\text{C}</math> 温度 (3) Time: 6-8H hours 时间</p>	<p>金属件无发黄、生锈 Metal parts are free from yellowing and rus</p>
6.3.7 Vibration Resistance 耐振动	<p>Measurements shall be made following the test set forth below: 按下下列条件进行抗振动试验 (1)Range of oscillation:10 to 55Hz 频率范围 (2)Amplitude,pk-to-pk:1.5 mm 振幅: 峰-峰 1.5mm (3)Cycle of sweep: 10-55-10Hz in one minute, approx.扫描周期: 10-55-10Hz 约一分钟内 (4)Mode of sweep: Logarithmically sweep or uniform sweep. 扫描方式:对数扫描式恒定扫描 (4) Direction of oscillation: 振动方向 Three mutually perpendicular directions, including the direction of stem travel. 3 个相互垂直方向,包括推柄行程方向 (5) 2 hours each ,for a total of 6hours.每方向 2 小时.共 6 小时</p>	<p>Item 6.1 Item 6. 2.1、6.2.2</p>

**SPECIFICATION FOR APPROVAL**

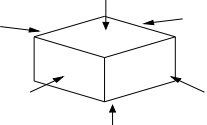
规格书编号  
SPECIFICATION  
NO.

Description

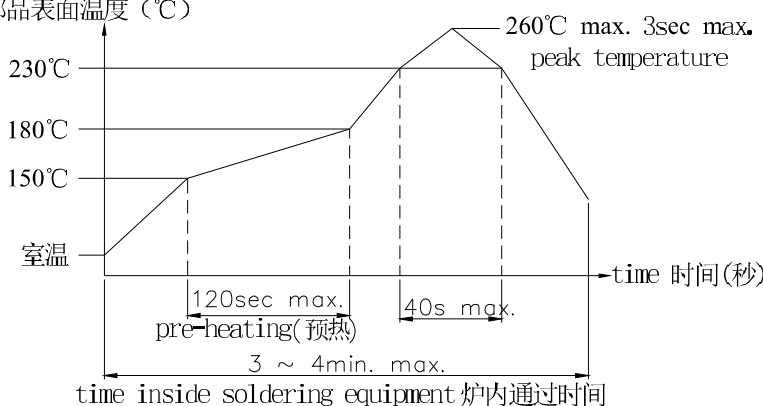
TACT SWITCH

Item No.

6/7

Item 项目	Test Condition 测试条件	Requirements 要求
6.3.8 Impact Shock Resistance 抗冲击	Measurements shall be made following the test set forth below: 按下列条件进行冲击试验 (1)Acceleration:80g 加速度 (2)Cycles of test :3 cycles each in 6directions, for a total of 18cycles 试验次数:每个方向3次,6个方向共18次 	Item 6.1 Item 6. 2.1、6.2.2

**7. 焊接条件:**

Item 项目	Recommended conditions 推荐条件
7.1 Hand soldering 手工焊接	Please practice according to bellow conditions: (1)Soldering temperature : $\leq 260^{\circ}\text{C}$ (2)Continuous soldering time: $\leq 5\text{ S}$ (3)Capacity of soldering iron: $\leq 20\text{ W}$ 请按以下条件进行焊接: (1) 焊锡温度: $\leq 260^{\circ}\text{C}$ (2) 连续焊接时间: $\leq 5\text{ S}$ (3) 电烙铁的功率: $\leq 20\text{ W}$
7.2 Automatic flow soldering 自动焊接	For the product of SMD ,type solder according to the following conditions 对于 SMD 产品, 请按以下条件进行焊接 surface of product temperature 部品表面温度 ( $^{\circ}\text{C}$ )  Caution: the condition mentioned above is a temperature on the PWB surface on which parts are mounted. There are cases where PWB temperature greatly differs from switch's surface temperature depending on PWB material, size, thickness, etc. The switch's surface temperature shall not allowed to exceed $260^{\circ}\text{C}$ .Allowable frequency of soldering process 2 Cycles.注意: 以上提及的条件是零部件上 PWB 表面的温度, 由于 PWB 的材料、尺寸、厚度等不同, PWB 从开关表面获得的温度也会有很大产不同, 因此, 千万小心不要让开关表面温度超过 $260^{\circ}\text{C}$ .



<b>SPECIFICATION FOR APPROVAL</b>			规格书编号 PECIFICATION NO.
Description	TACT SWITCH	Item No.	7/7

**8. Other precautions 其他注意事项:**

- (1) Following the soldering process, do not try to clean the switch with a solvent or the like.  
进行焊接过程中，不可以用溶剂或类似品清洗开关
- (2) Safeguard the switch assembly against flux penetration from its topside.  
防止助焊剂从开关的顶端渗入
- (3) Please have the products keep in close status and the storage time is 90 days guaranty after delivering the goods at most.  
交货后保证开关处于封密状态并库存时间 90 天以下。